

# **ELEA Quantitative Analysis | LGBTQIA+ Adults**

Barna Group

Summer 2023

From April to May 2023, Barna administered a quantitative online survey to 1,000 U.S. adults. Barna observed quota random sampling methodology and collected data through online market research panels.

This survey specifically interviewed samples of  $n=250$  among the following four key community groups: adults under 40 who are disconnected from the church, young adults with kids, adults who identify as LGBTQIA+, and unchurched and dechurched individuals. The overall margin of error for the study is +/- 2.96%.

*\* $n=250$  represents the sample size of each of the community groups: adults under 40 who are disconnected from the church, young adults with kids, adults who identify as LGBTQIA+, and unchurched / dechurched individuals*

## Churched and Unchurched

- **Churched:** Has attended a church service in the past 6 months
- **Unchurched:** Has not attended a church service in the past 6 months
- **Dechurched:** Grew up attending a Christian church or at one point in their life they were a member of a Christian church and now Unchurched
- **Less than 40 disconnected from church:** Less than 40 years old and either unchurched or dechurched

## LGBTQIA+

- **LGBTQIA+:** Identify as LGBTQIA+
- **LGBTQIA+ Churched:** Identify as LGBTQIA+ and has attended a church service in the last 6 months
- **LGBTQIA+ Unchurched:** Identify as LGBTQIA+ and has not attended a church service in the last 6 months or grew up Christian and now is not
- **LGBTQIA+ Parent:** Identify as LGBTQIA+ and is a legal guardian or parent of a child under 18 in their household\*\*

## Parent

- **Young Parent:** Less than 40 years old and legal guardian or parent of a child who is under the age of 18 in their household\*\*
- **Churched Parent:** Parent or legal guardian of a child who is under the age of 18 in their household and has attended a church service in the last 6 months\*\*
- **Unchurched Parent:** Parent or legal guardian of a child who is under the age of 18 in their household and has not attended a church service in the last 6 months or grew up Christian and now is not\*\*

*Note: Several of these groups have overlap with each other, even within the groups. E.g., LGBTQIA+ Parents may be churched OR unchurched*

*\*\*Non-parent caregivers with children under 18 living in their household also qualify*

# LGBTQIA+ Adults Analysis

# LGBTQIA+ Summary of Findings

## A. Deeply Rooted Community

52% of LGBTQIA+ churched adults strongly agree that they have “friends in their community that they spend time with”, and half of LGBTQIA+ parents under the age of 40 say the same. While half of LGBTQIA+ unchurched adults say they “are not looking to leave but are open to moving”, half of LGBTQIA+ churched adults say they “hope to stay a long time in their community”.

## B. Identifying and Addressing Community Needs

Surveyed LGBTQIA+ adults said “affordable housing” was one of the main issues affecting the community they live in. LGBTQIA+ churched adults were statistically more likely than unchurched adults to be very motivated “to do something about injustices” (56% vs 37%, respectively) and very motivated to “meet material needs” (50% vs. 33%, respectively) in their community. Churched adults were most likely to say they “donate to local organizations or causes” (46% of churched adults, 27% of unchurched adults), and 61% of LGTBQIA+ unchurched adults said they are “not involved in their local community”.

## C. Important Actors of Community Change

Overall, dechurched respondents said that “local government” (53%), “community leaders” (38%), and “schools” (29%) are the most important actors when it comes to addressing community concerns. However, dechurched respondents are significantly more likely than churched respondents (53% to 38% respectively) to say “local government” is an important actor of change.

# LGBTQIA+ Summary of Findings

## D. View of the Church

Nearly all LGBTQIA+ churched adults say they hold very to somewhat favorable views of local Christian churches in their community, whereas 74% of LGBTQIA+ unchurched adults say they have an at least somewhat unfavorable view of Christian churches in their community. LGBTQIA+ unchurched adults are not likely to agree that Christian churches are “helping to address challenges in my community” (4%) or “working to improve the lives of people in my community” (4%). Nearly half of LGBTQIA+ churched adults would say the opposite. Almost half of LGBTQIA+ unchurched adults said that churches could better serve their communities by “ensuring services actually meet the needs of the community”.

## E. Experiences with the Church

Nearly half of LGBTQIA+ unchurched adults are “not at all familiar” with the people who attend churches in their community, however, 22% of them said they have close friends who active churchgoers. So while unchurched adults may not be connected to churchgoers in their local communities, they may still have friendships with them in other contexts. They are also likely to say they do not really see churches in their community fulfilling the commandment to love their neighbor as themselves, and describe them primarily as hypocritical (57%).

## F. Church-based Community Engagement

LGBTQIA+ parents are looking for resources and churches may be able to help. Nearly half of LGBTQIA+ parents under the age of 40 are very interested in “information for parents about their services”, and 1 in 5 LGBTQIA+ unchurched adult is “definitely interested” in Christian churches in their community offering teaching and programs on “mental health and emotional well-being”.

# LGBTQIA+ Summary of Findings

## G. Church Ideals

LGBTQIA+ unchurched and churched adults alike said that it's important for Christian churches to be “affirming” (63%, 52% respectively).

## H. Church Attendance

1 in 3 LGBTQIA+ unchurched adults say that if they were going to attend a Christian church for any reason, it would be for “opportunities to fight injustice” (31%). While unchurched adults might be skeptical of the impact the church is making on its local community, they see an opportunity for the church to better serve and bring justice. Understandably, LGBTQIA+ adults care to see the addressing “LGBTQIA+ discrimination” and might join their efforts in doing so.

## I. The ELCA Church

Nearly half of LGBTQIA+ unchurched adults said they had at least a somewhat negative experience with an ELCA church. However, churched adults are likely to say they have had at least a somewhat positive experience. An overwhelming majority of unchurched adults, however, are unfamiliar with the ELEA denomination (80%). LGBTQIA+ adults who are familiar with the ELCA church are likely to say that they are “working to address key issues in their communities”.

## **Section A. Deeply Rooted Community**



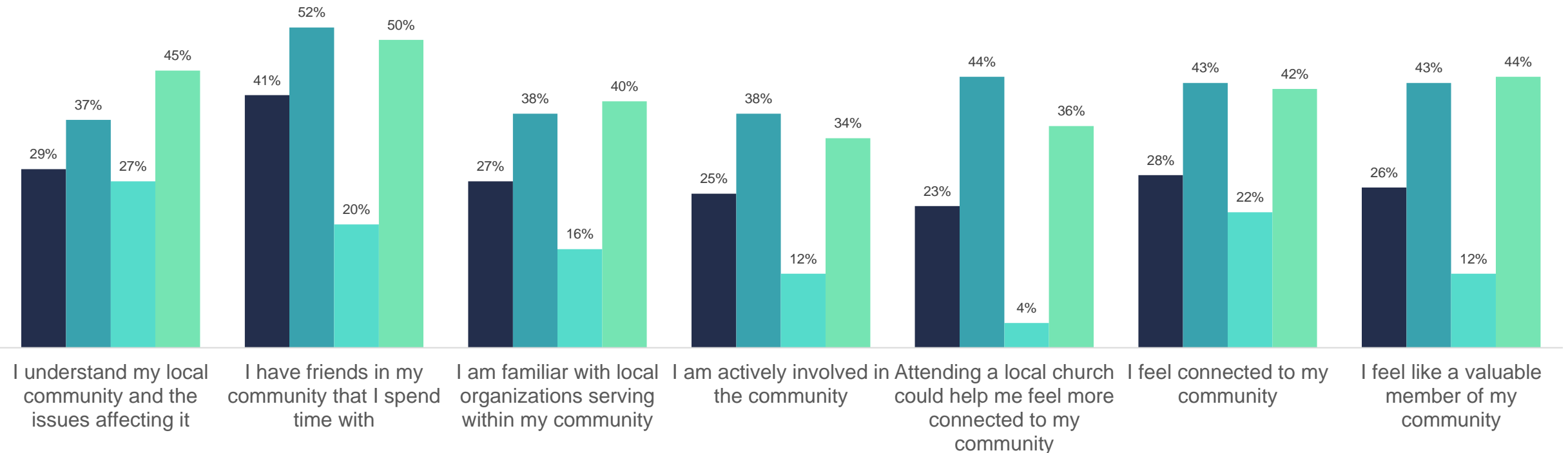
# LGBTQIA+ churched adults are most likely to say they have friends in their community that they spend time with.

- LGBTQIA+ churched adults and parents under 40 are most likely to say they have friends in their community that they spend time with (52% and 50%, respectively). A quarter of LGBTQIA+ unchurched adults said they strongly agree that they “understand their local community and the issues affecting it”.

*Now thinking about engagement with your own community, how much do you agree or disagree with each of the following statements?*

*% strongly agree*

■ LGBTQIA+ ■ LGBTQIA+ Churched ■ LGBTQIA+ Unchurched ■ LGBTQIA+ Parents <40

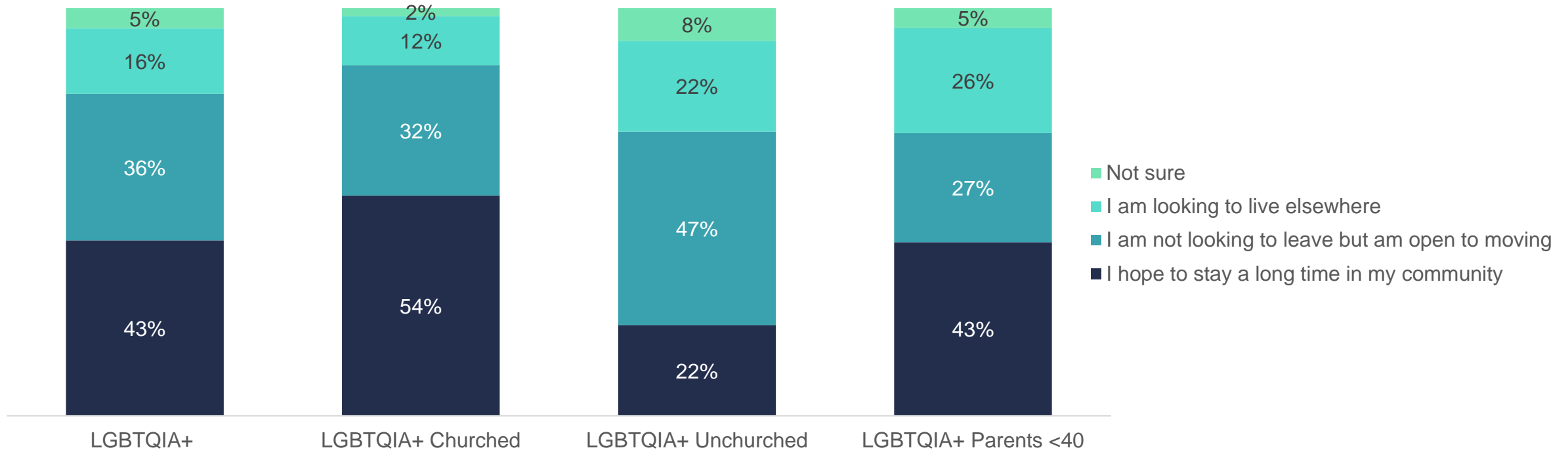


# The majority of LGBTQIA+ churched adults hope to stay in their community for a long time.

- Close to half (43%) of LGBTQIA+ adults said they hope to stay in their community a long time. Churched adults answer more than double compared to unchurched adults.
- Nearly 50% of LGBTQIA+ unchurched adults say they are “not looking to leave but are open to moving”, while only 27% of LGBTQIA+ adults with young children said the same.

## Today, what describes your feelings about your local community?

Base: LGBTQIA+ Respondents



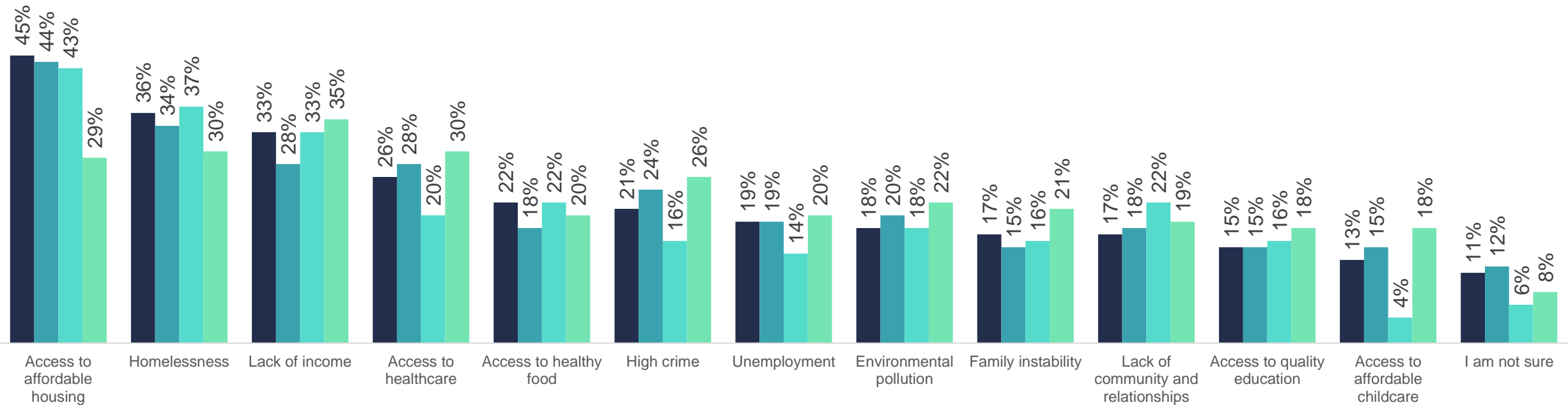
# **Section B. Identifying and Addressing Community Needs**

# LGBTQIA+ adults said housing and income instability are the main issues affecting their communities.

- According to LGBTQIA+ adults, the top three issues affecting the community are “access to affordable housing” (45%), “homelessness” (36%), and “lack of income” (33%).

## What are the main issues affecting the community you live in? Select up to three | Base: LGBTQIA+ Respondents

■ LGBTQIA+   ■ LGBTQIA+ Churched   ■ LGBTQIA+ Unchurched   ■ LGBTQIA+ Parents <40

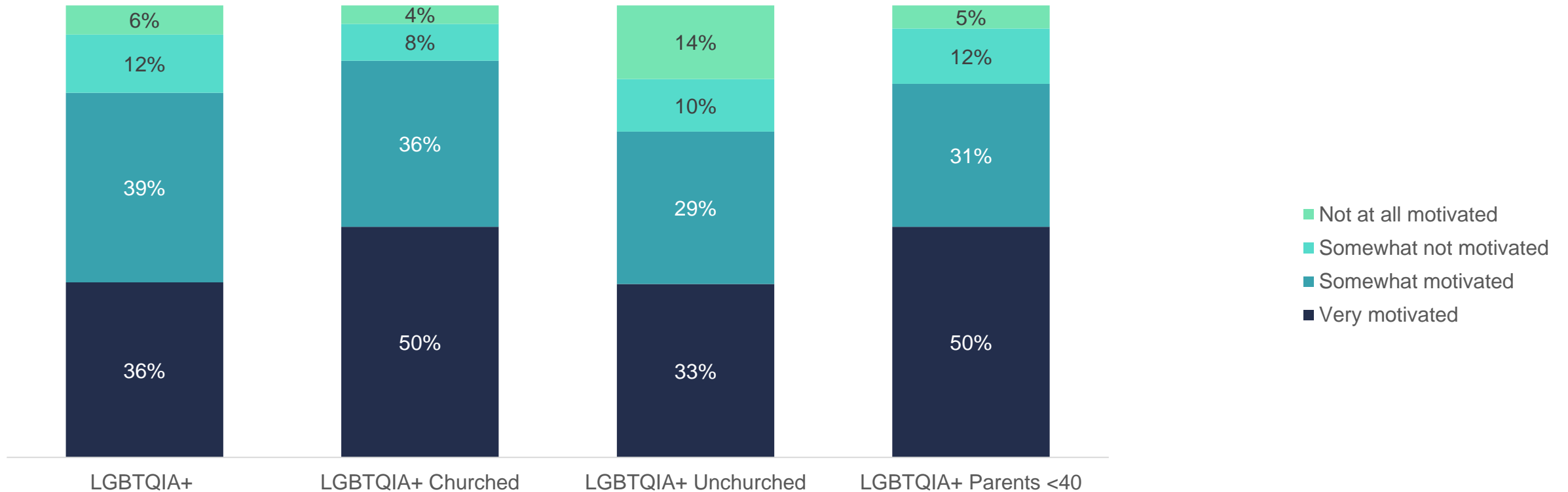


# Half of all LGBTQIA+ churched adults and adults with young kids are very motivated to address material needs in their community.

- 86% of LGBTQIA+ churched adults said they are at least somewhat motivated to help address material needs in their community.
- Compared to LGBTQIA+ churched adults and adults with young kids, LGBTQIA+ unchurched adults were significantly more likely to say they were not at all motivated to address material needs in their community.

*Today, how motivated are you to do something about material needs (such as food insecurity or needs for shelter) in your community?*

Base: LGBTQIA+ Respondents

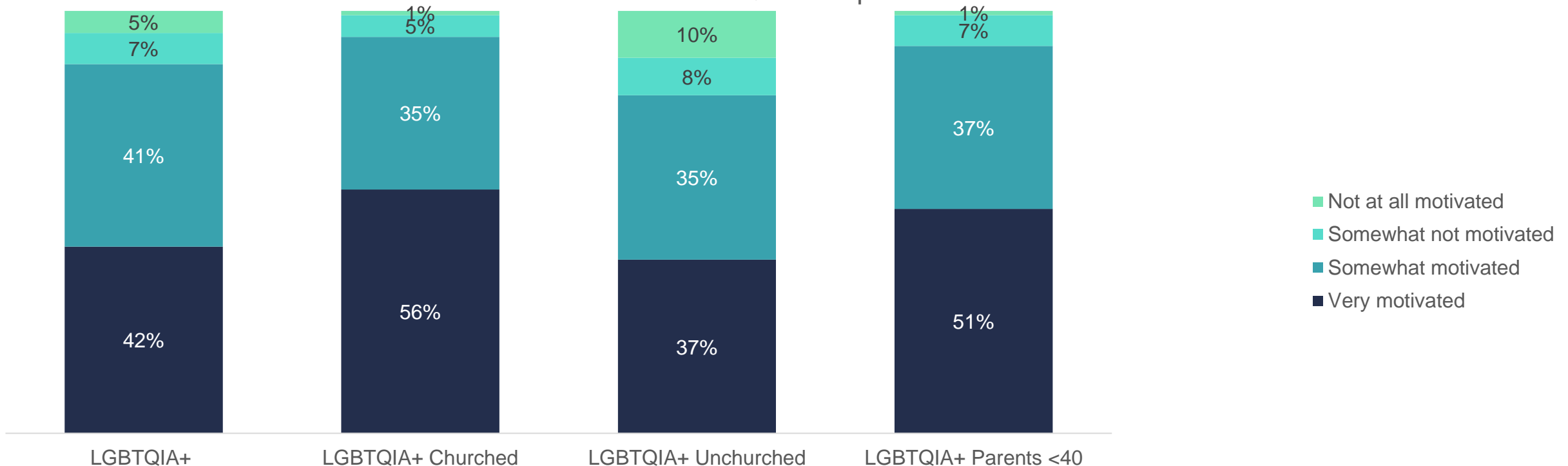


# More than half of LGBTQIA+ churched adults are very motivated to address injustice in their community.

- 83% all of LGBTQIA+ adults said they were at least somewhat motivated to do something about injustices in their community, with 9 in 10 LGBTQIA+ churched adults saying the same.
- LGBTQIA+ unchurched adults were significantly more likely to say they were at least somewhat motivated to address injustice than material need in their community.

*Today, how motivated are you to do something about injustices in your community? By injustices, we are referring to the unfair or undeserved treatment of people.*

Base: LGBTQIA+ Respondents

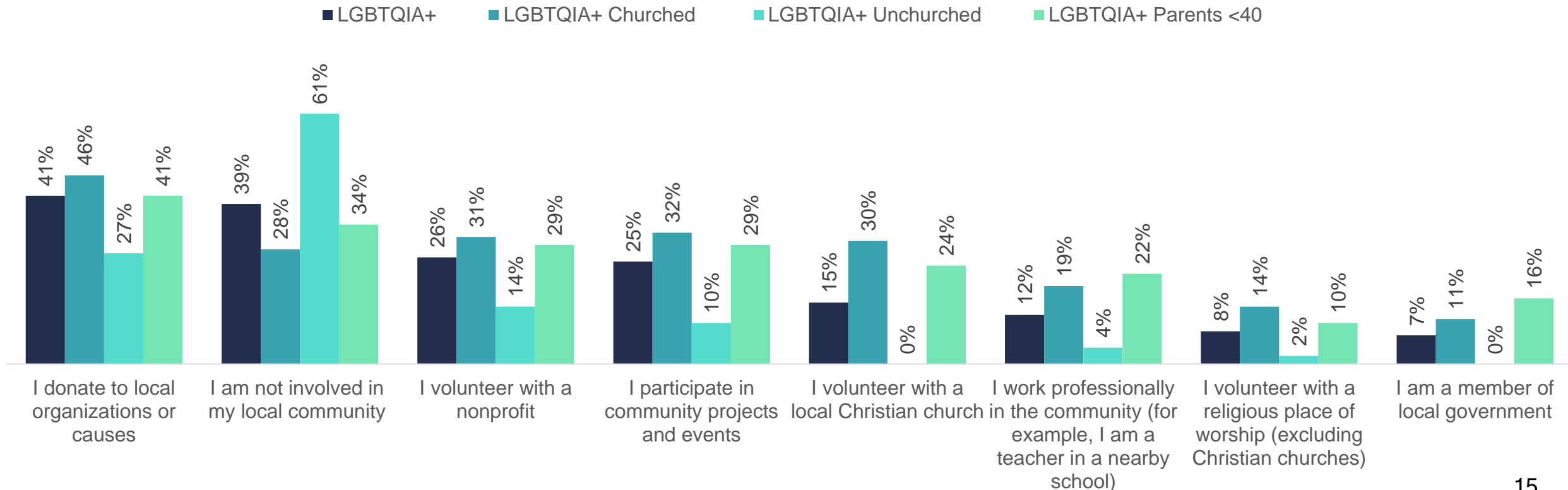


# A majority of LGBTQIA+ unchurched adults are not involved in their local communities.

- The top three ways LGBTQIA+ adults are involved in their community are through “donating to local organizations and causes” (41%), “volunteering with a nonprofit” (26%), and “participating in community projects and events” (25%).
- LGBTQIA+ churched adults were significantly more likely than unchurched adults to say they donate to local organizations or causes (46% compared to 27% of unchurched adults).

## *In what ways are you involved in your local community?*

Select all that apply | Base: LGBTQIA+ Respondents



## **Section C. Important Actors of Community Change**



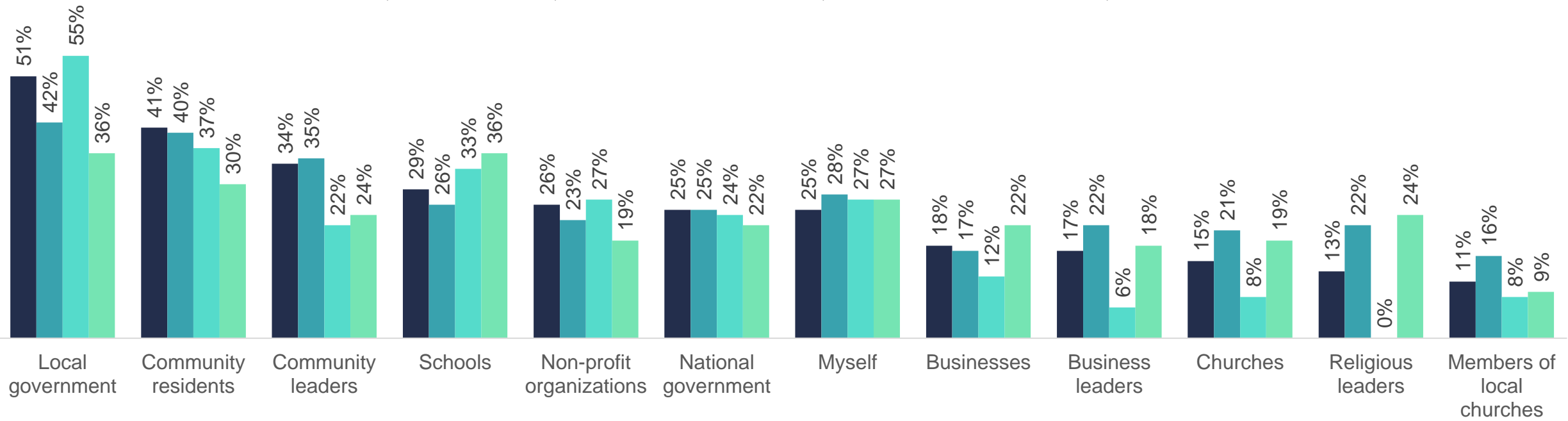
# A majority of LGBTQIA+ adults say “local government” is the most important actor in addressing community change.

- In order to address the community’s most pressing issues, LGBTQIA+ adults say that “local government” (51%), “community residents” (41%), and “community leaders” (34%) are the most important actors for change.
- LGBTQIA+ unchurched adults are significantly more likely to say local government is important for addressing community issues than churched adults (55% respectively compared to 42%), whereas churched adults are more likely than unchurched to say community leaders are enacting change (35% respectively compared to 22%).

*Thinking about the issues concerning your community the most, which of the following do you believe is most important for addressing them.*

Select up to four | Base: LGBTQIA+ Respondents

■ LGBTQIA+ ■ LGBTQIA+ Churched ■ LGBTQIA+ Unchurched ■ LGBTQIA+ Parents <40

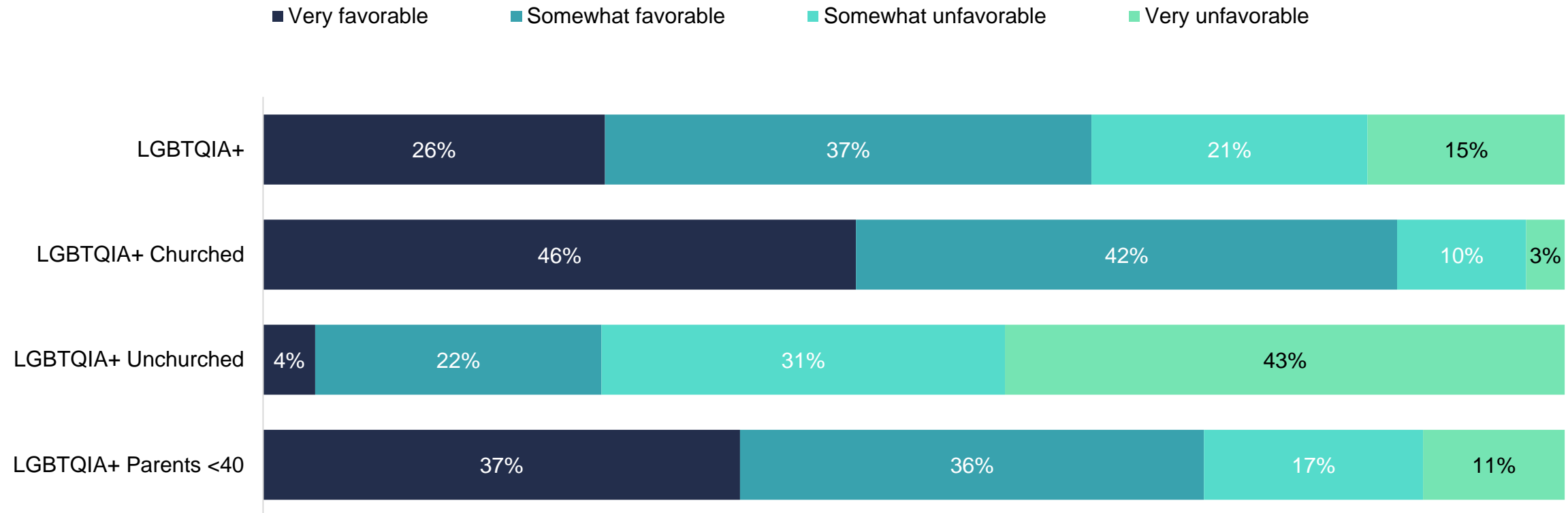


## **Section D. View of the Church**

# LGBTQIA+ churched adults say they hold favorable views of Christian churches in their community, while the unchurched do not.

- Nearly 9 in 10 (88%) LGBTQIA+ churched adults said they have a favorable view of local Christian churches, while 7 in 10 (74%) unchurched adults said they had at least somewhat of an unfavorable view.
- 7 in 10 (73%) young LGBTQIA+ parents say they have at least somewhat favorable views of Christian churches in their community.

*Do you have a favorable or unfavorable view of local Christian churches in your community?*  
% among LGBTQIA+ Respondents



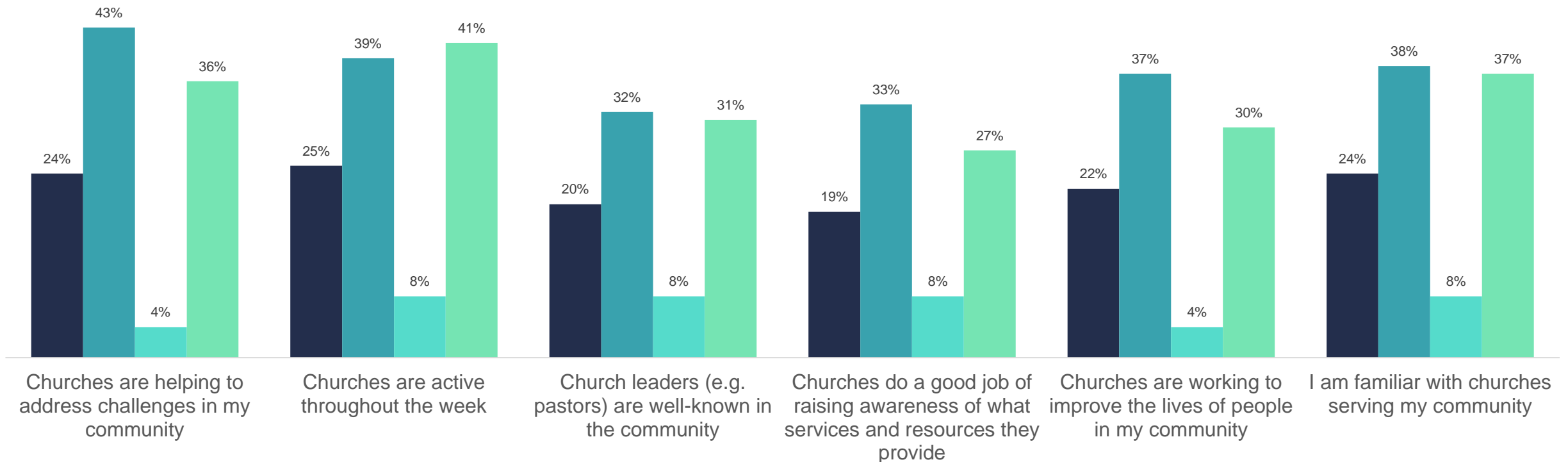
# 2 in 5 LGBTQIA+ churched adults are likely to say that churches are “helping to address challenges in my community”.

- And 2 out of 5 LGBTQIA+ Parents under 40 strongly agree that “churches are active throughout the week”. LGBTQIA+ unchurched adults are considerably less likely than any other group to strongly agree to any of the following statements.

*Think about Christian churches in your own community. How much do you agree or disagree with each of the following statements?*

*% strongly agree*

■ LGBTQIA+ ■ LGBTQIA+ Churched ■ LGBTQIA+ Unchurched ■ LGBTQIA+ Parents <40

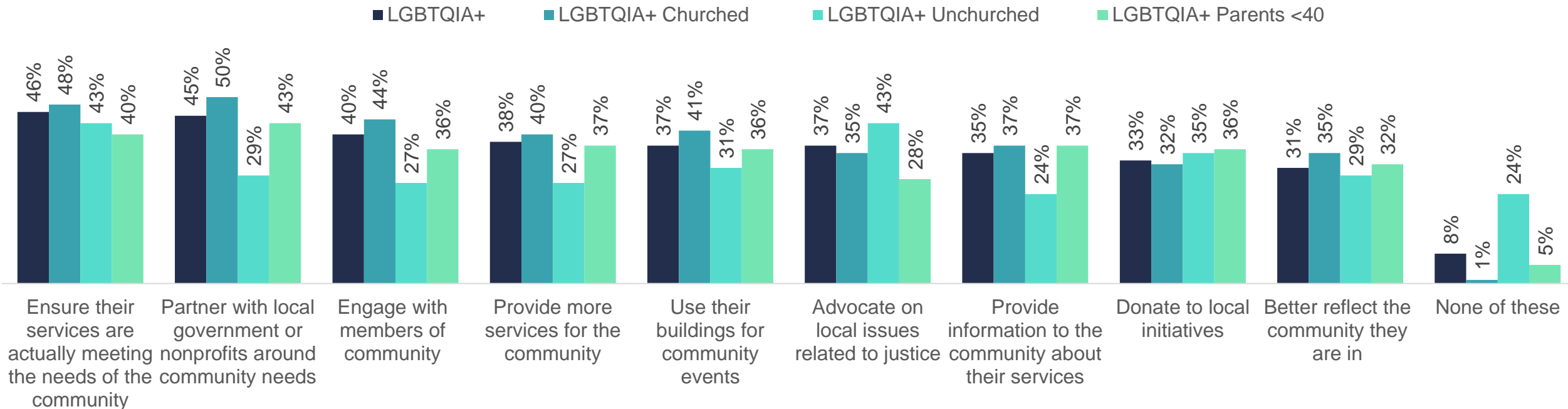


# LGBTQIA+ adults want churches to serve their community by “ensuring their services are actually meeting the needs of the community”.

- Overall, LGBTQIA+ adults said that local churches can better serve their communities by “ensuring their services are actually meeting the needs of the community” (46%), “partnering with local governments or nonprofits around community needs” (45%), and “engaging with members of community” (40%).
- Unchurched adults were significantly more likely to say that churches can better “advocate on local issues related to justice” than churched or young parents (43% respectively compared to 35% of churched and 28% of young parents).

## In your opinion, how can local churches better serve their communities?

Select all that apply | Base: LGBTQIA+ Respondents



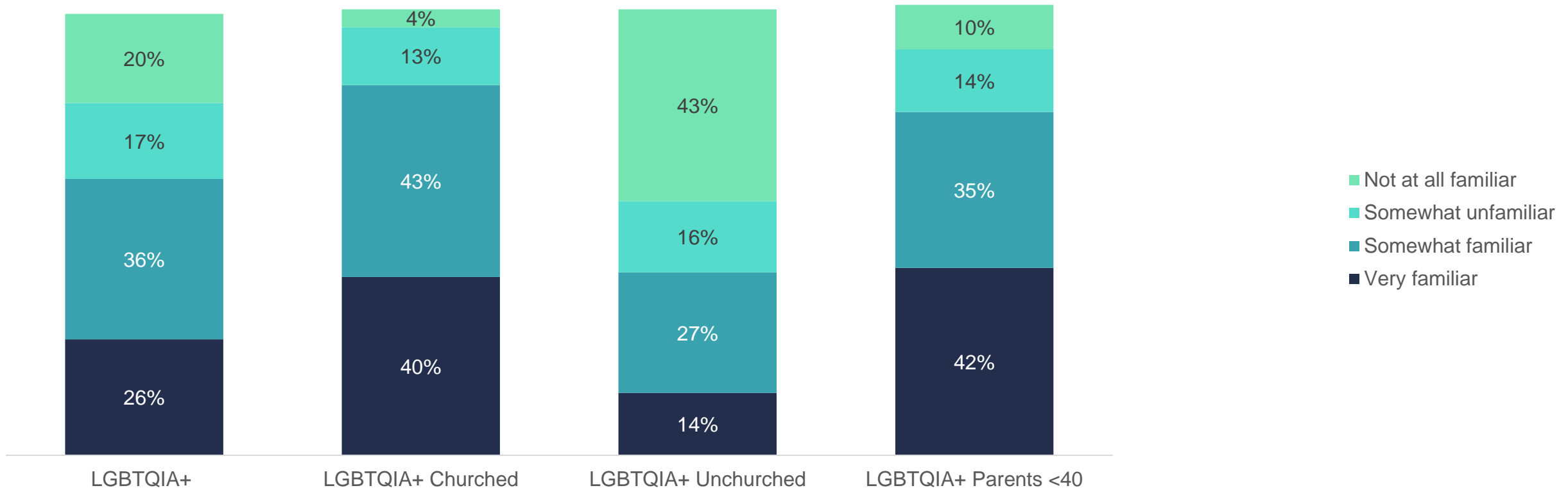
## **Section E. Experiences with the Church**

# A majority of LGBTQIA+ churched adults say they are familiar with people who attend the churches within their community.

- While 7 in 10 LGBTQIA+ churched adults (83%) and young parents (77%) said they are familiar with people who attend churches in their communities, 1 in 2 unchurched respondents say they are not familiar with said people.

## How familiar are you with the people who attend the churches in your community?

Base: LGBTQIA+ Respondents



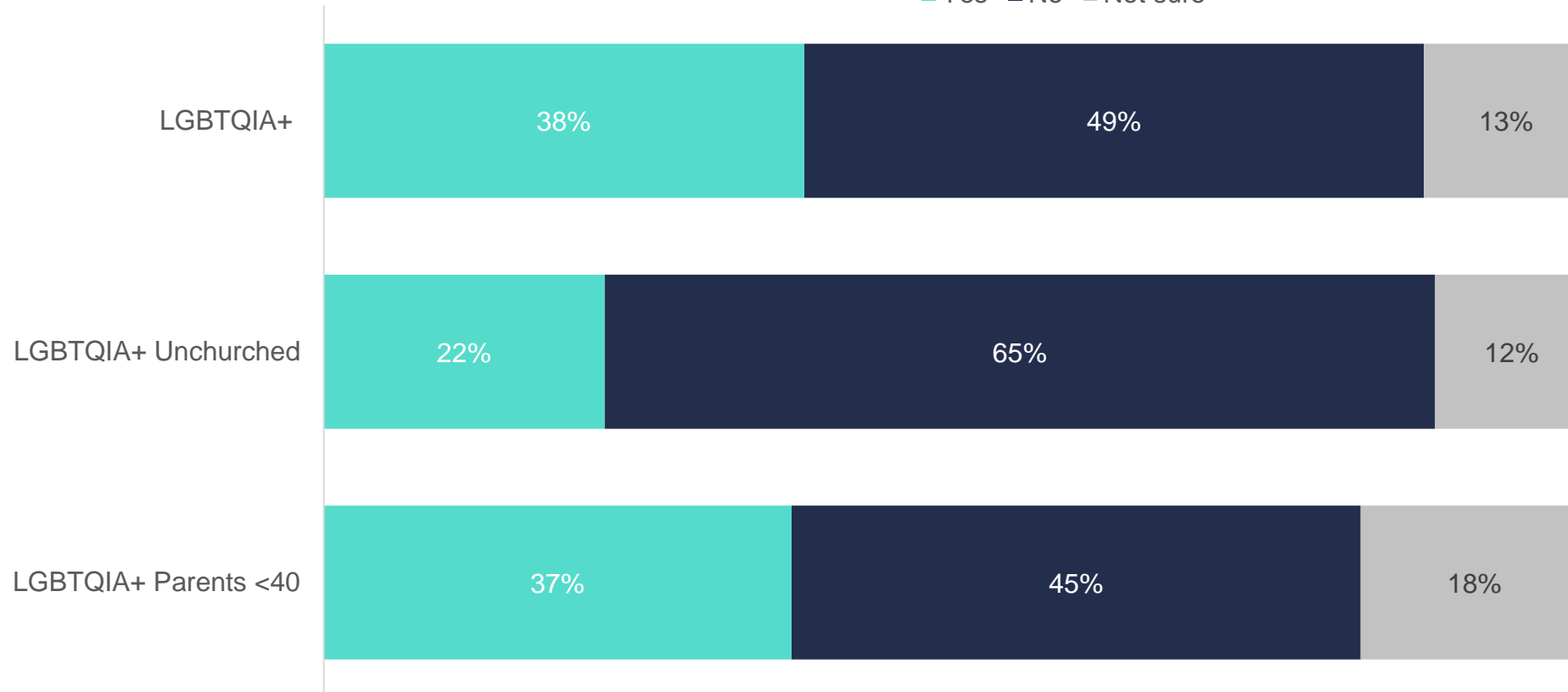
# Almost half of LGBTQIA+ adults do not have close friends who are active church-goers.

- LGBTQIA+ unchurched adults are more likely than young parents to say that they do not have any close friends who active church-goers (65% compared to 45% respectively).

## Do you have any close friends who are active church-goers?

Base: LGBTQIA+ Respondents

Yes No Not sure



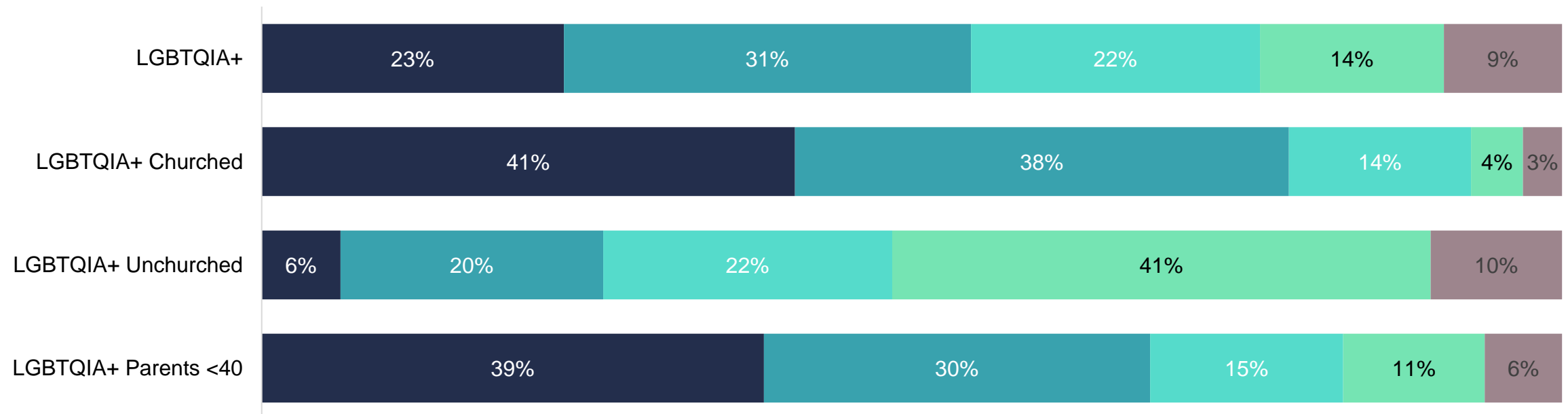


# A majority of LGBTQIA+ unchurched adults say they do not see churches loving their neighbors as themselves.

- Overwhelmingly, 63% of LGBTQIA+ unchurched adults say they do not really see churches in their community fulfilling the commandment to love their neighbor as themselves, compared to churched respondents and parents (18% of churched respondents say “not really” and “not at all”, 26% of young parents say “not really” and “not at all”).

*In the Christian Bible, Jesus commands his followers to love their neighbor as themselves. Do you see churches in your community fulfilling this commandment?*  
% among LGBTQIA+ Respondents

■ Definitely ■ Somewhat ■ Not really ■ Not at all ■ Not sure

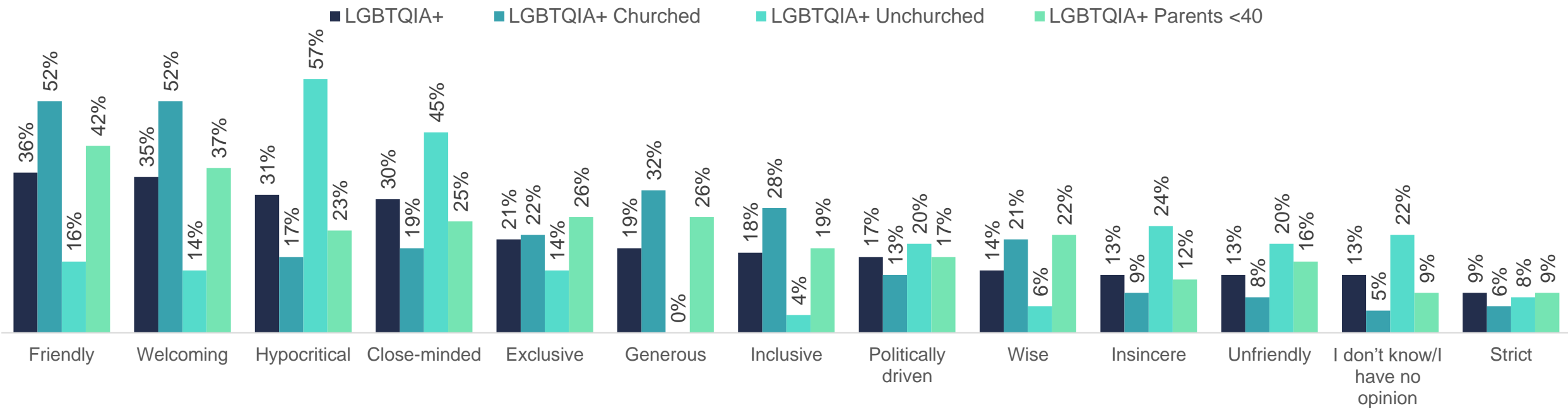


# LGBTQIA+ unchurched and churched adults describe churches in their community as different things.

- While LGBTQIA+ churched adults said they describe churches as “friendly” (52%), “welcoming” (52%), “generous” (32%), and “inclusive” (28%), unchurched respondents were significantly more likely to say the opposite (“friendly”, 16%; “welcoming”, 14%; “generous”, 0%; “inclusive”, 4%).
- LGBTQIA+ unchurched primarily described churches as “hypocritical” (57%), “close-minded” (45%), “insincere” (24%), and “unfriendly” (20%).

## When you think about Christian churches in your community, how would you describe them?

Select up to four | Base: LGBTQIA+ Respondents



# Section F. Church-based Community Engagement

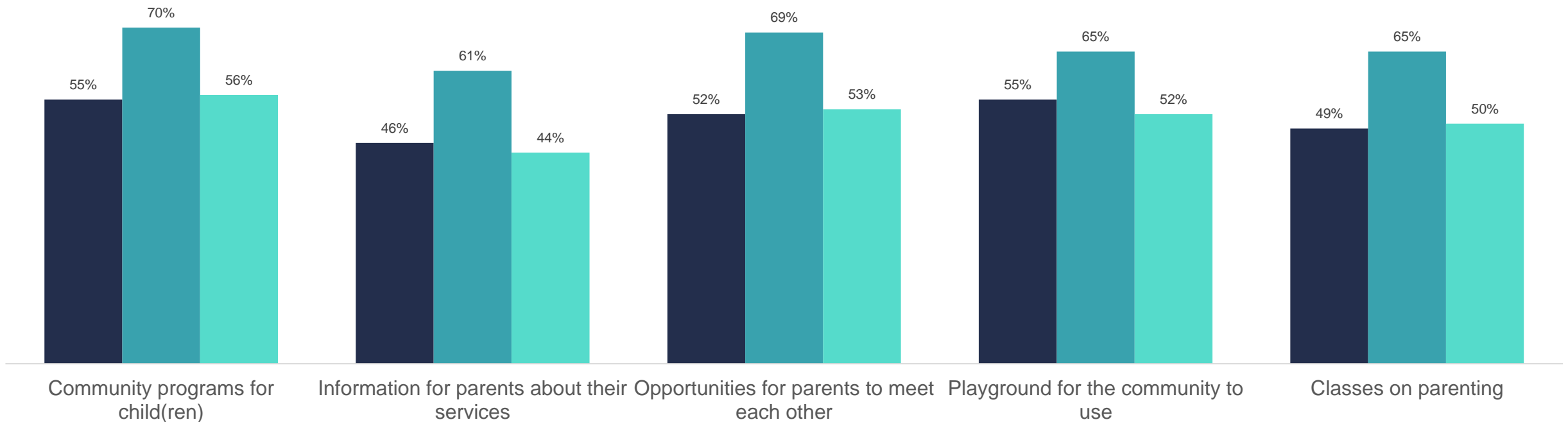
# More than half of LGBTQIA+ parents are interested in community services brought to them by the Church.

- Parents are looking for resources and churches may be able to help. Nearly half of LGBTQIA+ parents under the age of 40 are very interested in “information for parents about their services”.

*If a church in your area provided the following services to the community, how interested would you be in them?*

% very interested | Base: LGBTQIA+ Parents

■ LGBTQIA+    ■ LGBTQIA+ Churched    ■ LGBTQIA+ Parents <40

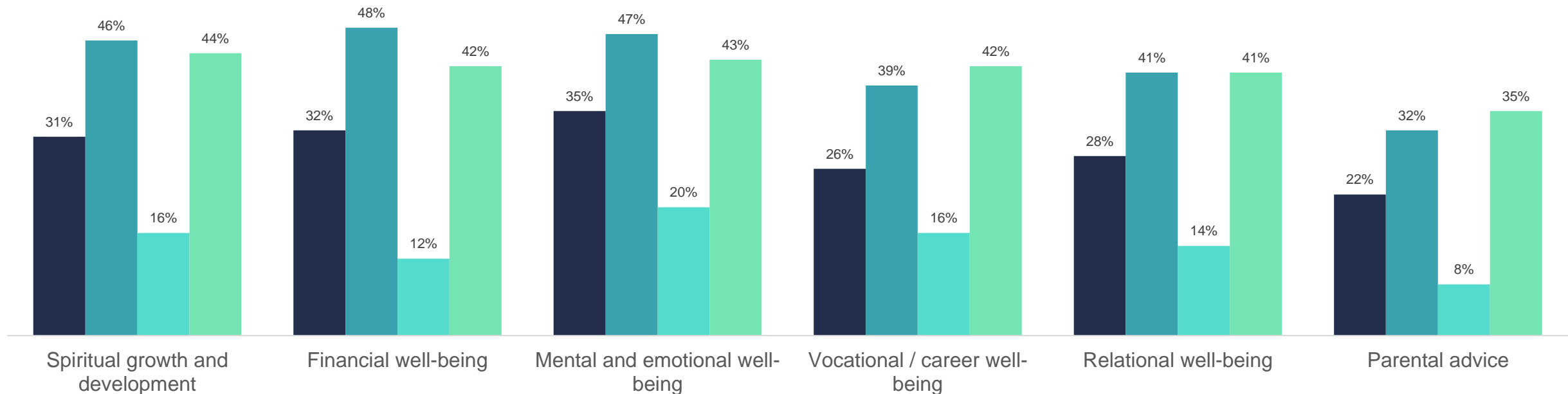


# LGBTQIA+ churched and unchurched alike are interested in learning more about mental and emotional well-being, and they're open to receiving that from the Church.

- 47% of LGBTQIA+ churched adults and 1 in 5 unchurched adults are “definitely interested” in Christian churches in their community offering teaching and programs on “mental and emotional well-being”.

*How interested would you be if Christian churches in your community offered teaching and programs to help you achieve the following?  
% definitely interested*

■ LGBTQIA+ ■ LGBTQIA+ Churched ■ LGBTQIA+ Unchurched ■ LGBTQIA+ Parents <40



## **Section G. Church Ideals**

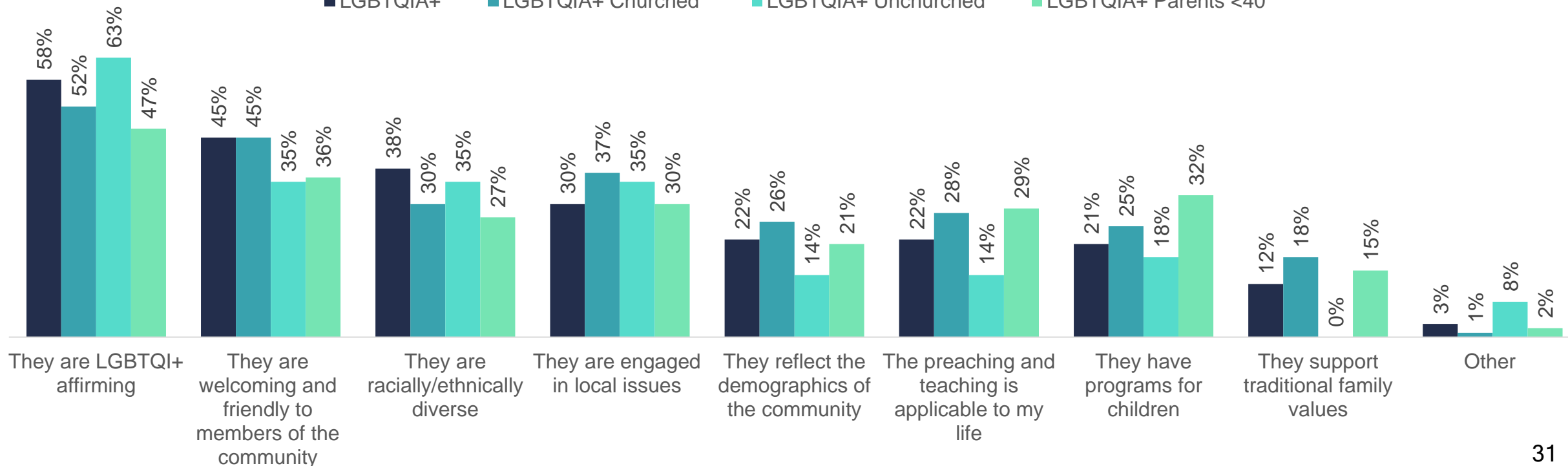
# LGBTQIA+ adults say that it is important that Christian churches are “LGBTQIA+ affirming”.

- LGBTQIA+ adults said that it is important for a Christian church to be “LGBTQIA+ affirming” (58%), “welcoming and friendly to members of the community” (45%), and “racially / ethnically diverse” (38%). LGBTQIA+ unchurched respondents were significantly more likely than churched adults to say that churches should be LGBTQIA+ affirming (63% compared to 52% respectively), though majority agreed.

## Which of the following values would be most important for a Christian church to hold?

Select up to three | Base: LGBTQIA+ Respondents

■ LGBTQIA+ ■ LGBTQIA+ Churched ■ LGBTQIA+ Unchurched ■ LGBTQIA+ Parents <40



## **Section H. Church Attendance**



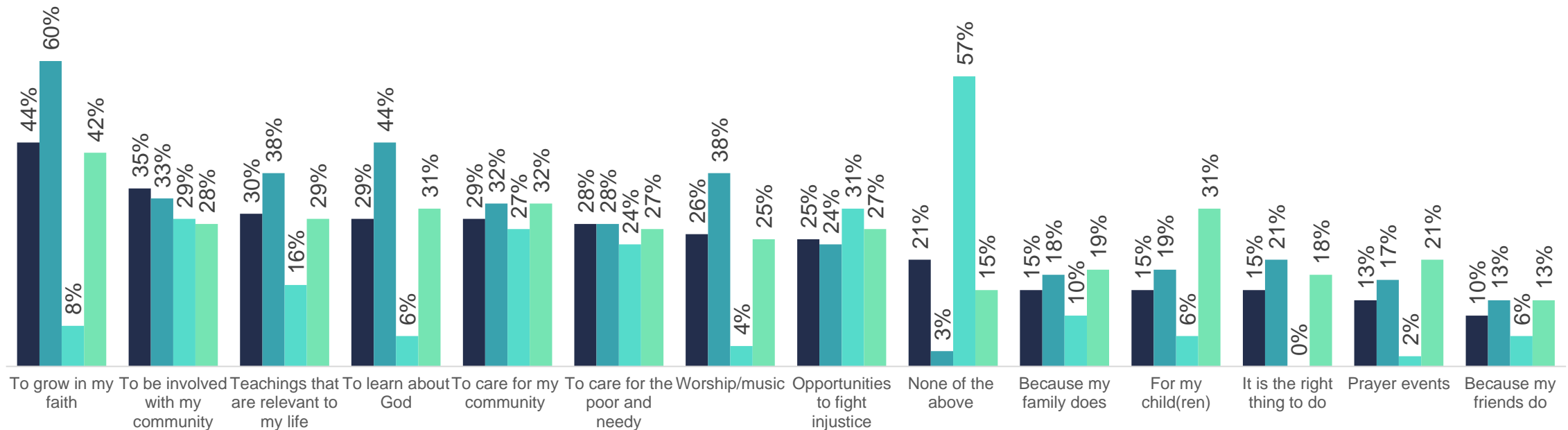
# LGBTQIA+ adults say they would attend church with the hope of growing spiritually.

- LGBTQIA+ churched adults said they are likely to attend a church “to grow in their faith” (60%), “to learn about God” (44%), and for the “worship and music” (38%). For unchurched respondents, more than half (57%) selected “none of the above” as reasons to attend church.

## *If you were going to attend a Christian church, would it be for any of the following reasons?*

Select the 4 most important to you | Base: LGBTQIA+ Respondents

■ LGBTQIA+ ■ LGBTQIA+ Churched ■ LGBTQIA+ Unchurched ■ LGBTQIA+ Parents <40

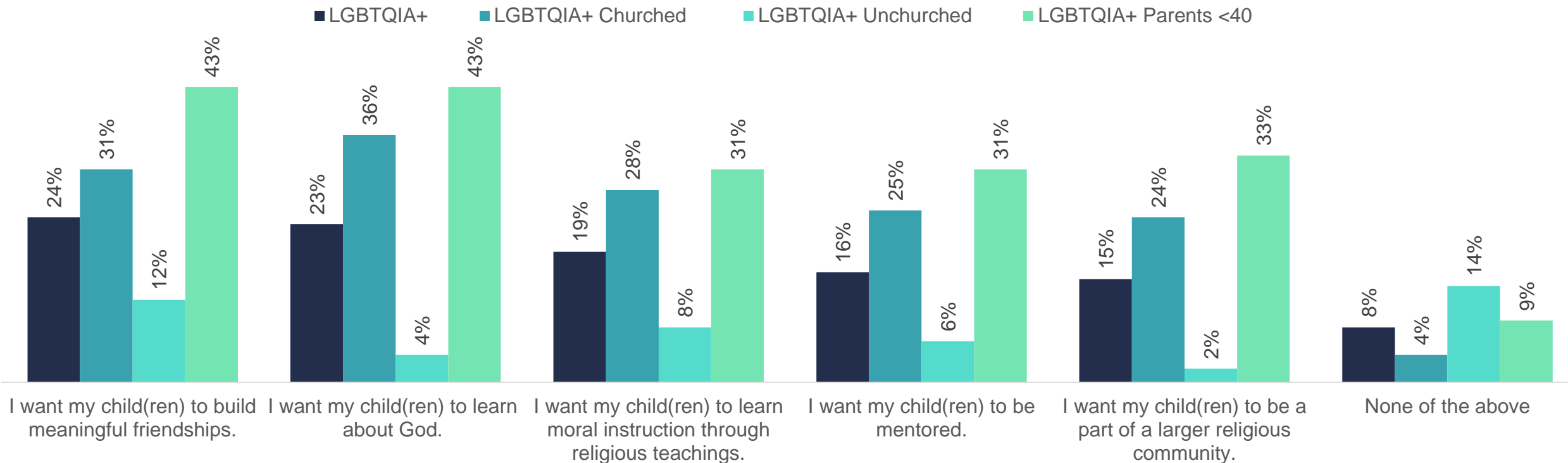


# LGBTQIA+ parents say they want their children to learn about God and build meaningful relationships.

- LGBTQIA+ young parents would attend a Christian church with interests in “wanting their children to learn about God” (43%) and “to build meaningful friendships” (43%).

## *If applicable, what specific reasons related to your child(ren) would encourage you to attend a Christian church?*

Select all that apply | Base: LGBTQIA+ Respondents



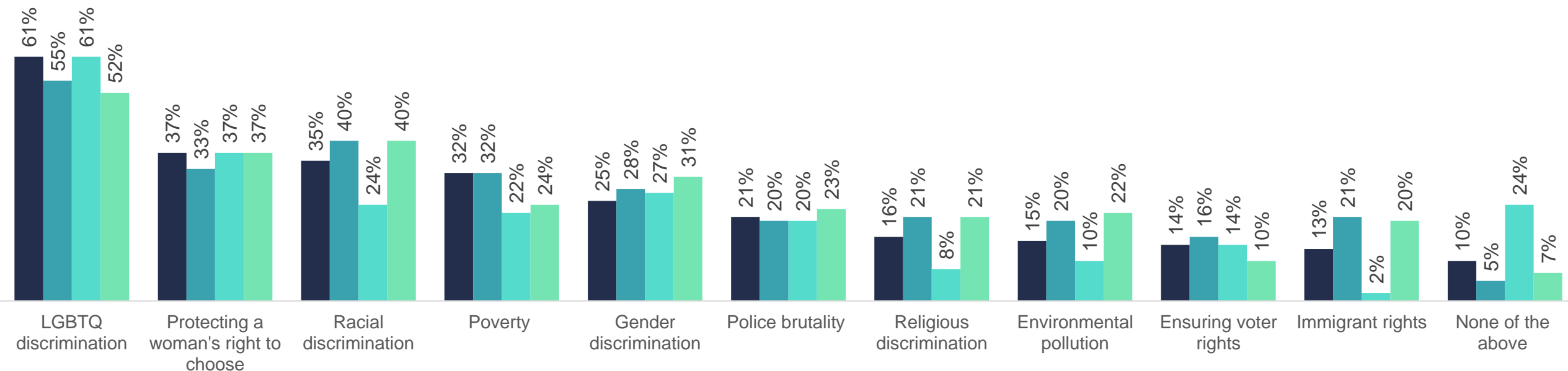
# LGBTQIA+ adults say they are motivated to address protecting their communities against discrimination.

- Overwhelmingly, 61% of LGBTQIA+ adults said that they would get involved with the efforts of a local church if they were working to address “LGBTQ discrimination”. Second to that at 37%, adults said they would join a church in their efforts to “protect a woman’s right to choose”.

*There are many injustices or social concerns a church may engage in addressing. If a local community of worship was working to address any of the following, which would most motivate you to get involved with their efforts?*

Select three | Base: LGBTQIA+ Re

■ LGBTQIA+   ■ LGBTQIA+ Churched   ■ LGBTQIA+ Unchurched   ■ LGBTQIA+ Parents <40

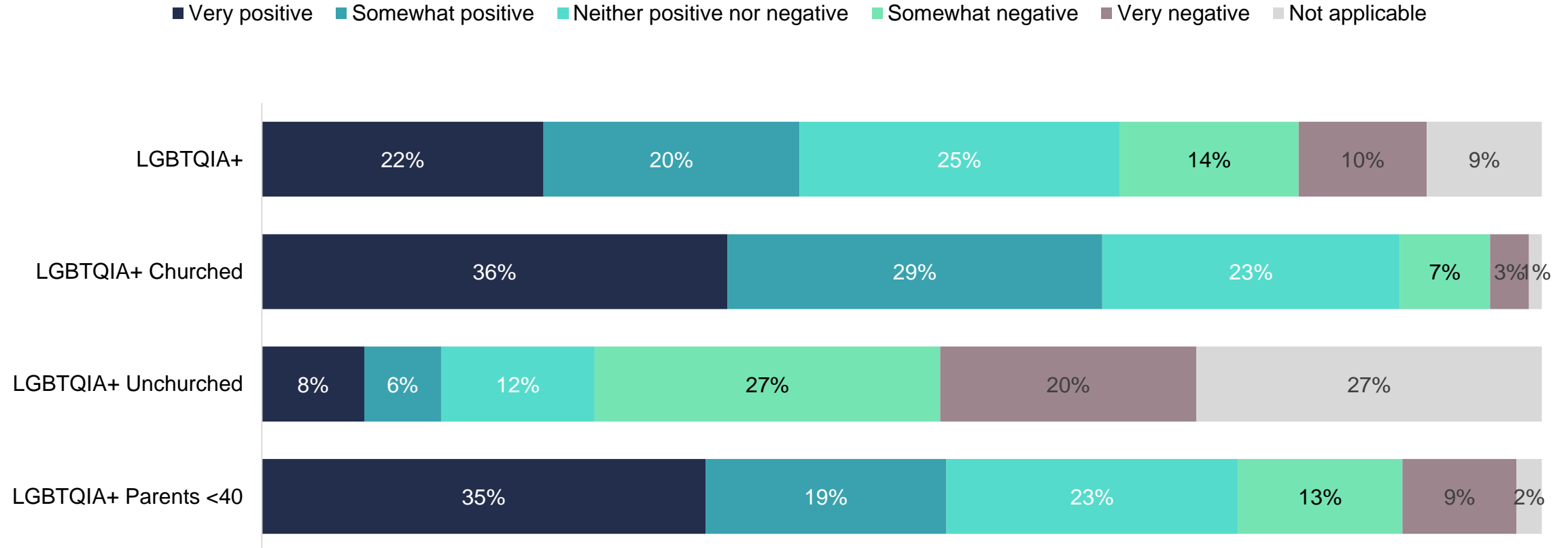


# Section I. The ELCA Church

# Nearly half of LGBTQIA+ unchurched adults say they have had a negative experience with church.

- LGBTQIA+ unchurched adults are significantly more likely than other groups to say they have had a very negative experience with church, compared to churched adults and young parents (20% respectively compared to 3% for churched adults and 9% for young parents).

*How positive or negative has your experience been of these churches?*  
% among LGBTQIA+ Respondents



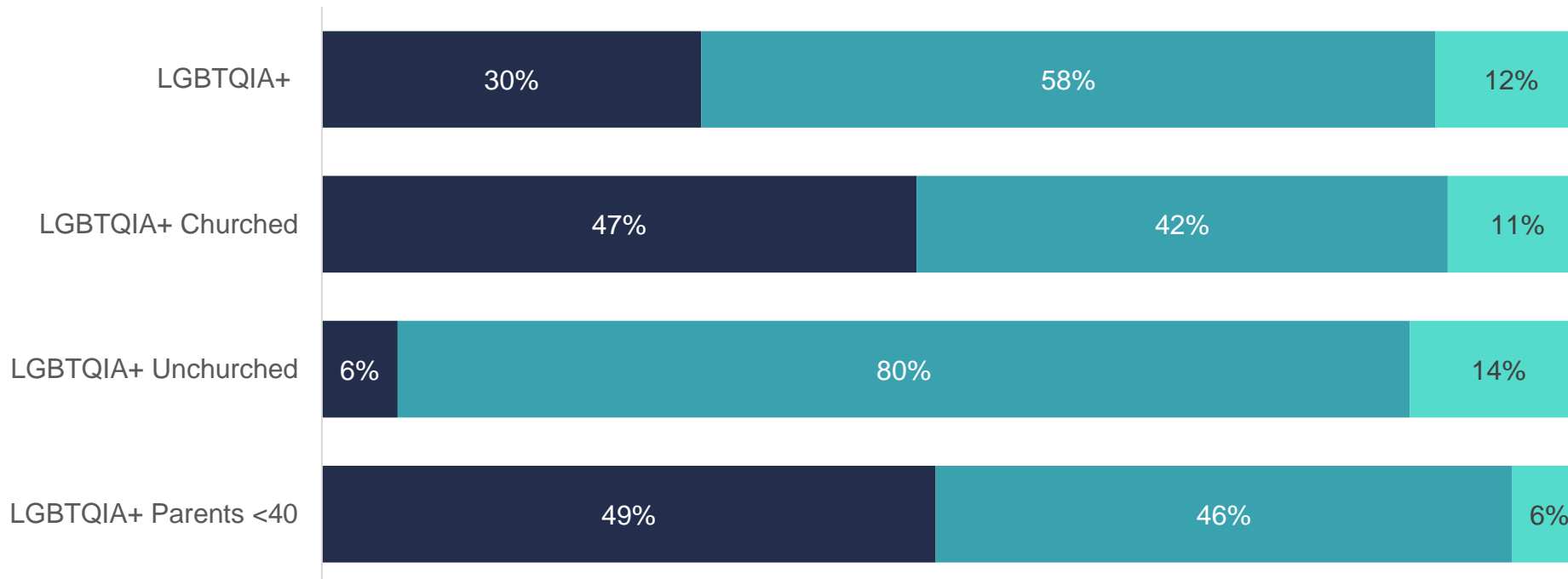
# A majority of LGBTQIA+ adults say they do not know members of the ELCA denomination.

- A majority of LGBTQIA+ adults (70%) were unfamiliar or unsure of whether they knew of any ELCA members.
- While nearly half of churched adults said yes, 80% of LGBTQIA+ unchurched respondents said no.

## *Are you familiar with churches that are members of the Evangelical Lutheran Church of America (ELCA) denomination?*

Base: LGBTQIA+ Respondents

■ Yes ■ No ■ Not sure

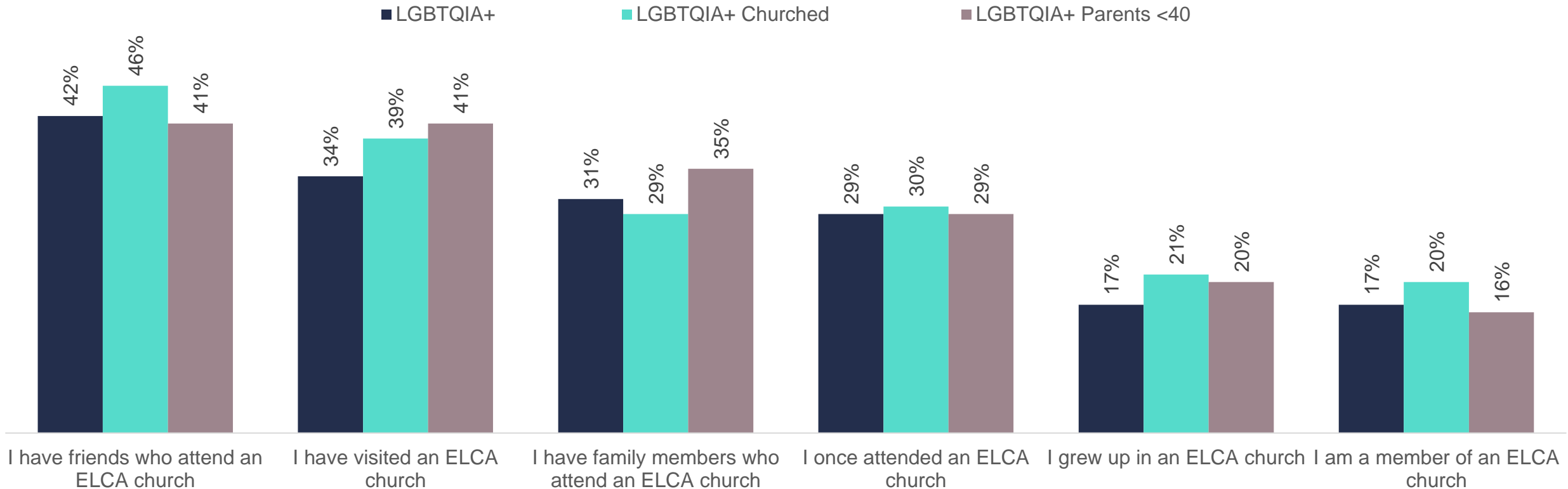


# LGBTQIA+ churched adults and young parents familiar with the ELCA say they have friends who attend ELCA churches or have visited an ELCA church before.

- LGBTQIA+ churched adults and young parents have known “friends who attend an ELCA church” (46% for churched, 41% for young parents) or say they themselves “have visited an ELCA church before” (39%; 41% respectively).

## What has been your relationship with these churches?

Select three | Base: LGBTQIA+ Respondents Familiar with ELCA



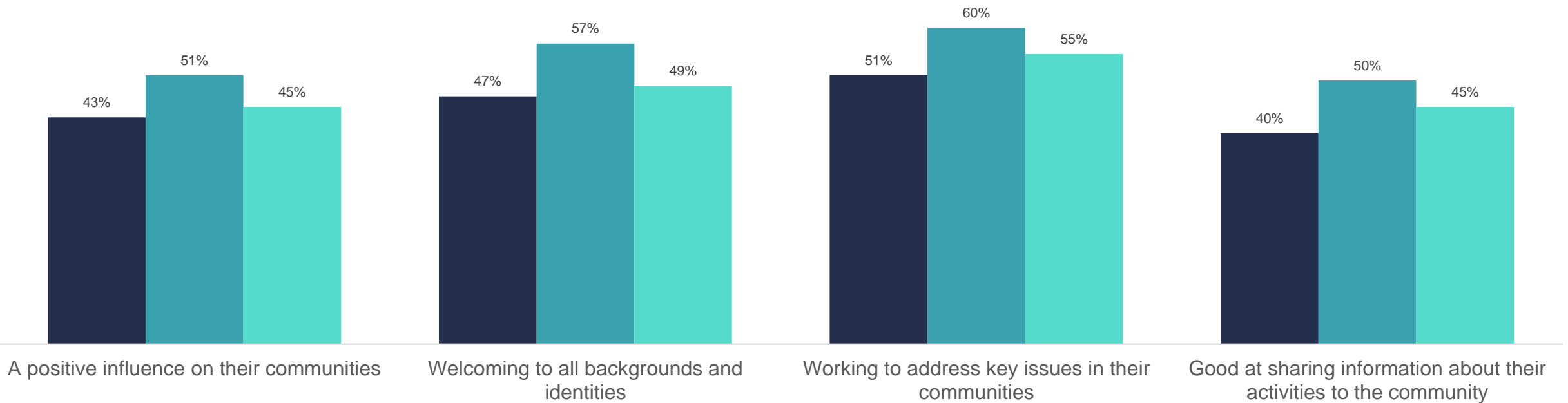
# LGBTQIA+ parents strongly agree that ELCA churches are “working to address key issues in their communities”.

- Nearly half of LGBTQIA+ churched adults and parents strongly agree that ELCA churches are “a positive influence on their communities”, “welcoming to all backgrounds and identities”, “working to address key issues in their communities”, and “good at sharing information about their activities to the community”.

*When thinking about the ELCA church(es) you are familiar with, how would you answer the following statements. “ELCA Churches are...”*

*% strongly agree | Base: Familiar with churches of the ELCA*

■ LGBTQIA+   ■ LGBTQIA+ Churched   ■ LGBTQIA+ Parents <40





# Expanded Findings from LGBTQIA+ Adults

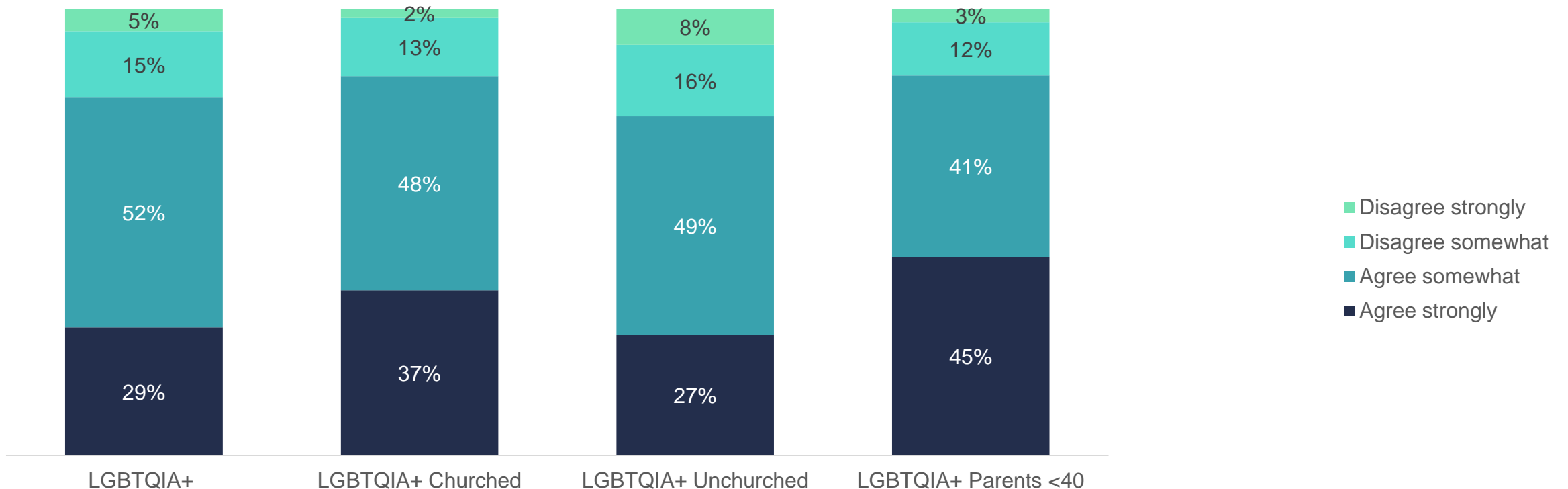
# LGBTQIA+ adults say they at least somewhat understand the local community and its issues.

- While 81% of all LGBTQIA+ respondents at least somewhat agree that they understand their local community and the issues affecting it, LGBTQIA+ churched adults are more likely than unchurched to at least somewhat agree to this statement (85% compared to 76%).

*Now thinking about engagement with your own community, how much do you agree or disagree with each of the following statements?*

*"I understand my local community and the issues affecting it"*

Base: LGBTQIA+ Respondents

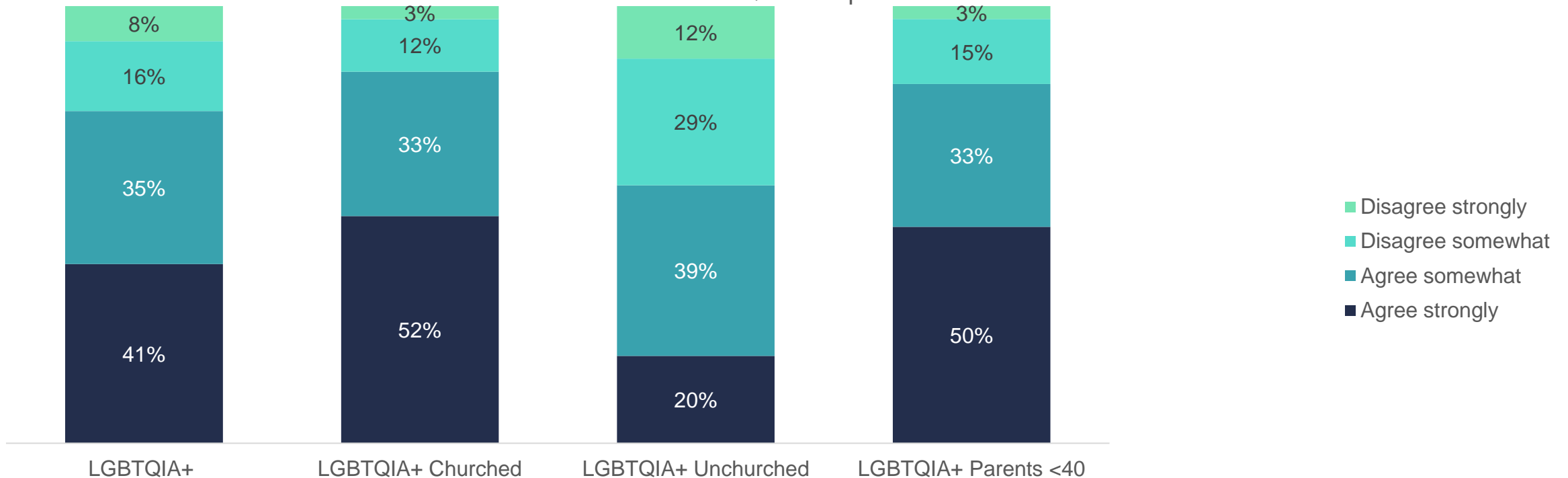


# Unchurched LGBTQIA+ respondents are less likely to say they have friends in their communities than unchurched respondents.

- LGBTQIA+ churched respondents and young adults with kids are significantly more likely than unchurched adults to say they strongly agree to having friends who they spend time with in their communities (52% of churched and 50% of young parents, compared to 20% of unchurched).

*Now thinking about engagement with your own community, how much do you agree or disagree with each of the following statements?  
 “I have friends in my community that I spend time with”*

Base: LGBTQIA+ Respondents



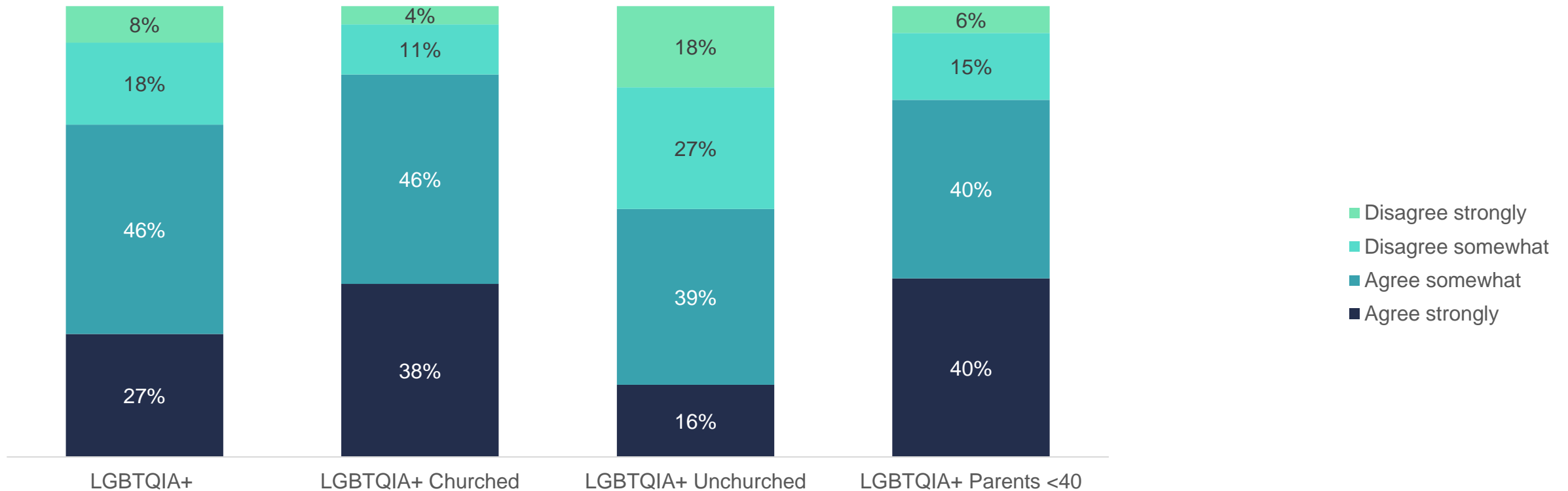
# LGBTQIA+ churched adults are significantly more likely than unchurched adults to be familiar with local organizations serving the community.

- Compared to LGBTQIA+ unchurched adults (55%), churched respondents are more likely to at least somewhat agree (84%) with being “familiar with local organizations serving within their communities”.

*Now thinking about engagement with your own community, how much do you agree or disagree with each of the following statements?*

*“I am familiar with local organizations serving within my community”*

Base: LGBTQIA+ Respondents



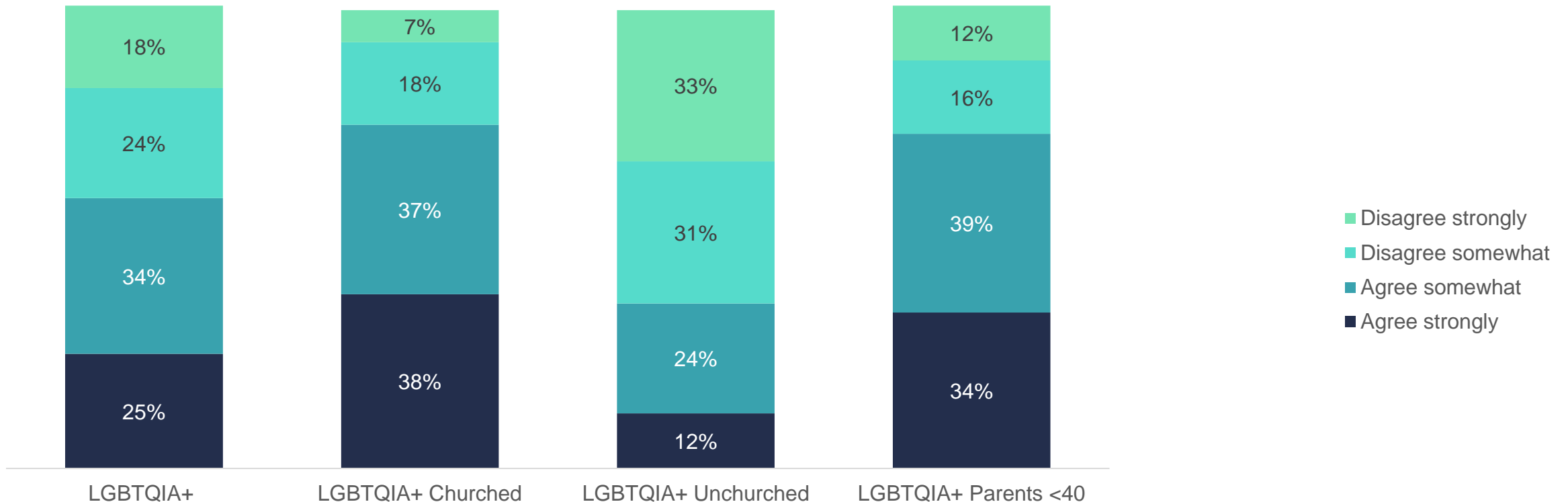
# On average, more than half of LGBTQIA+ adults are involved in their community.

- While a majority of LGBTQIA+ churched adults and young parents (75% and 73% respectively) at least somewhat agree to being “actively involved in their communities”, a majority of unchurched respondents (64%) said the opposite and that they disagree at least somewhat.

*Now thinking about engagement with your own community, how much do you agree or disagree with each of the following statements?*

*“I am actively involved in the community”*

Base: LGBTQIA+ Respondents



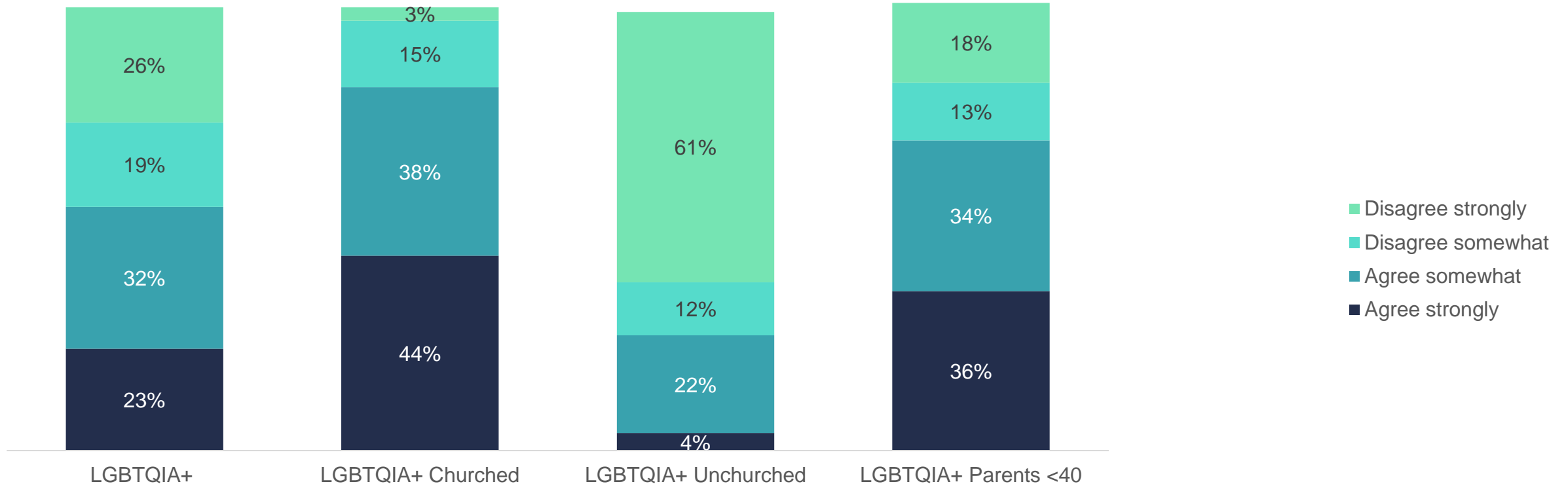
# LGBTQIA+ churched adults agree that attending a local church has helped them feel more connected.

- For LGBTQIA+ respondents who were churched, 82% at least somewhat agreed that attending a local church helped them feel more connected in their community. Over half of unchurched respondents said the opposite (61% strongly disagree).

*Now thinking about engagement with your own community, how much do you agree or disagree with each of the following statements?*

*“Attending a local church could help me feel more connected to my community”*

Base: LGBTQIA+ Respondents



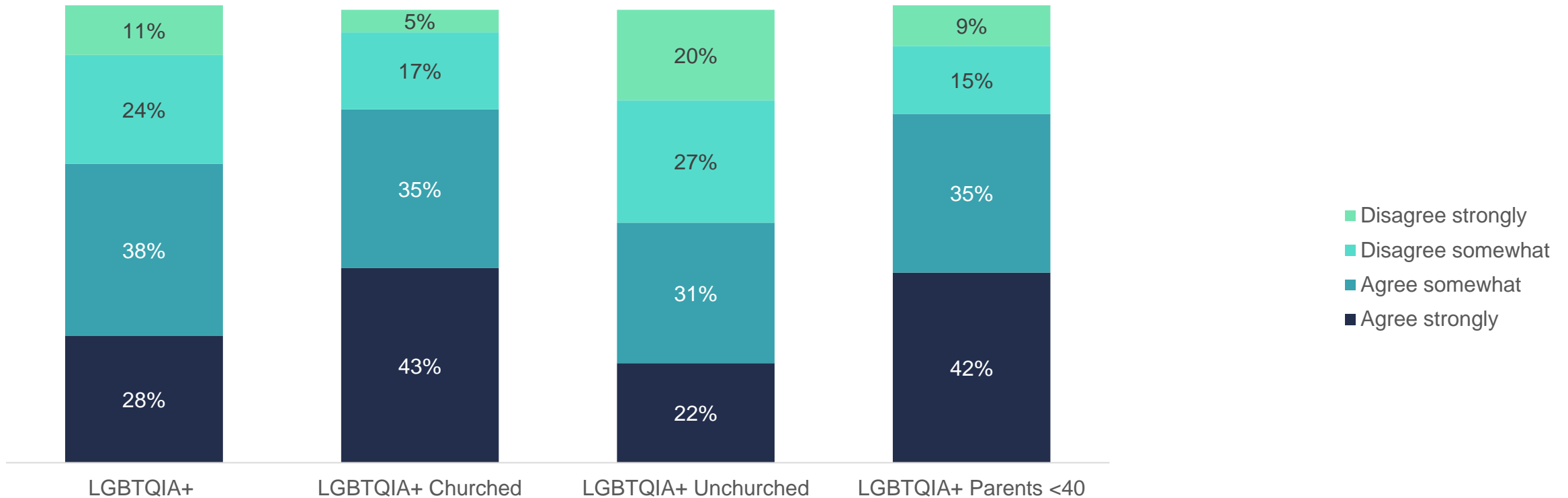
# More than half of LGBTQIA+ adults say they feel connected to their community.

- Unchurched LGBTQIA+ adults are less likely to say they feel connected to their community, compared to respondents who are churched or have kids (22% of unchurched adults strongly agree, 43% of churched, and 42% of young parents).

*Now thinking about engagement with your own community, how much do you agree or disagree with each of the following statements?*

*"I feel connected to my community"*

Base: LGBTQIA+ Respondents

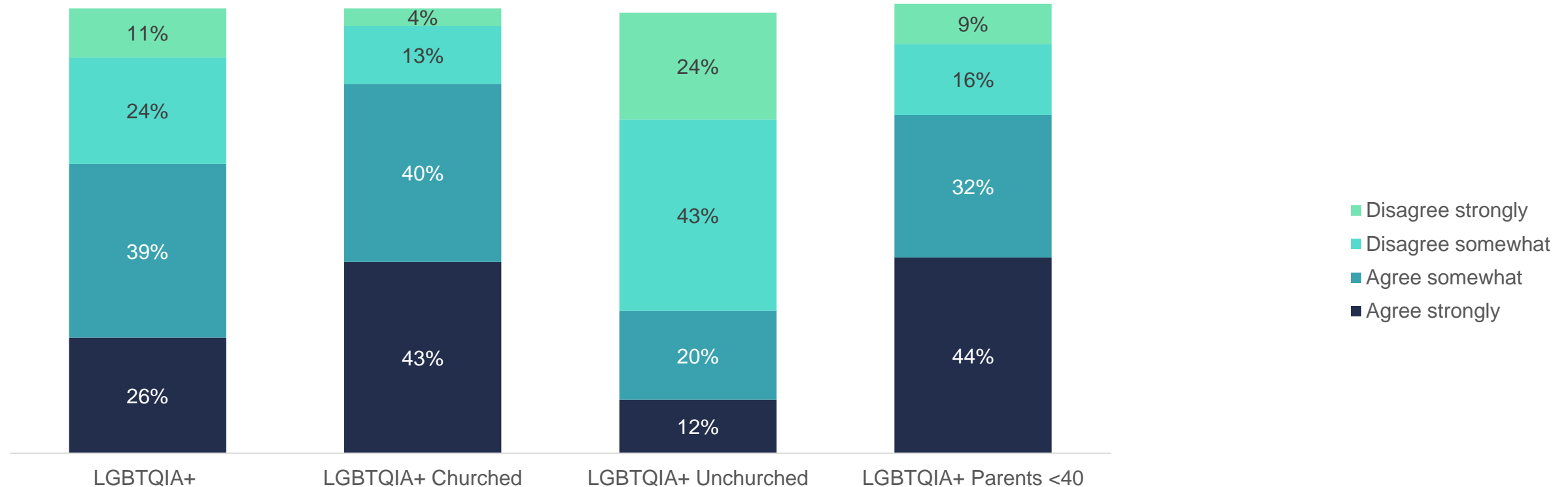


# Nearly half of all LGBTQIA+ churched adults say they feel like valuable members of their community.

- While 83% of LGBTQIA+ churched adults at least somewhat agreed that they feel like a valuable member of their community, 67% of unchurched respondents said the opposite (at least somewhat disagree).

*Now thinking about engagement with your own community, how much do you agree or disagree with each of the following statements?  
“I feel like a valuable member of my community”*

Base: LGBTQIA+ Respondents



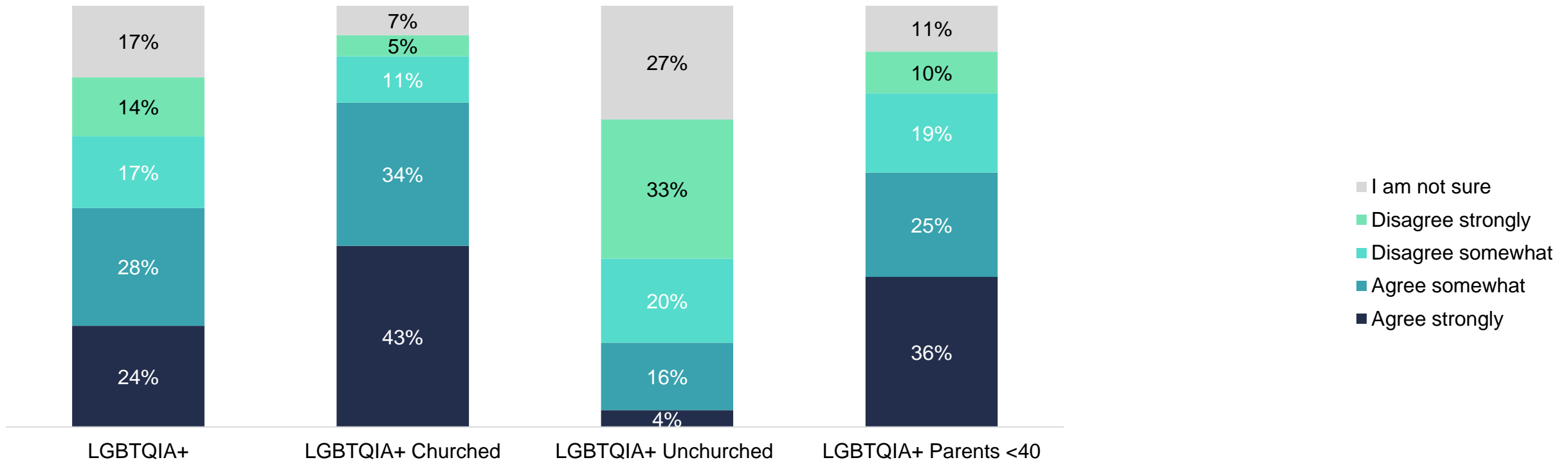


# Over half of LGBTQIA+ respondents say that churches are helping address challenges in communities.

- While nearly 8 in 10 LGBTQIA+ churched adults at least somewhat agree that "churches are helping address challenges in communities", half of LGBTQIA+ unchurched adults at least somewhat disagree with this statement.

*Think about Christian churches in your own community. How much do you agree or disagree with each of the following statements?*

*"Churches are helping to address challenges in my community"*  
% among LGBTQIA+ Respondents

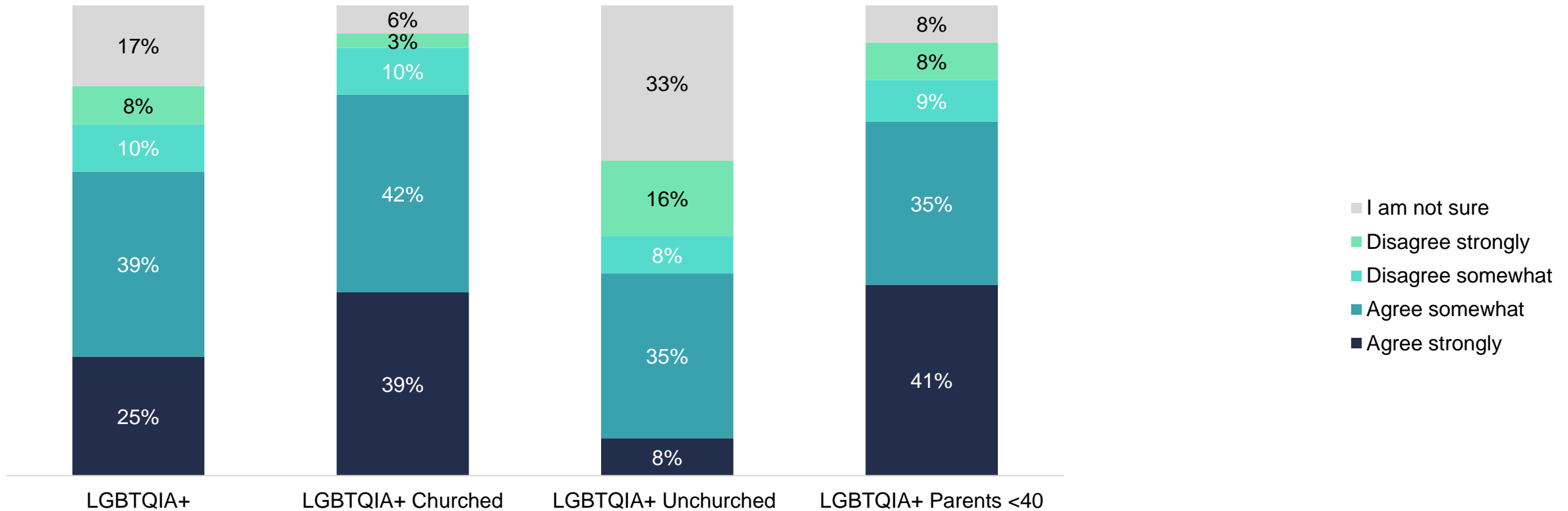


# A third of LGBTQIA+ unchurched adults say they aren't sure if "churches are active throughout the week".

- Almost half of LGBTQIA+ unchurched respondents (43%) said they at least somewhat agree with the statement that "churches are active throughout the week". 1 in 3 unchurched respondents also said they were not sure about this statement.

*Think about Christian churches in your own community. How much do you agree or disagree with each of the following statements?*

*"Churches are active throughout the week"*  
% among LGBTQIA+ Respondents

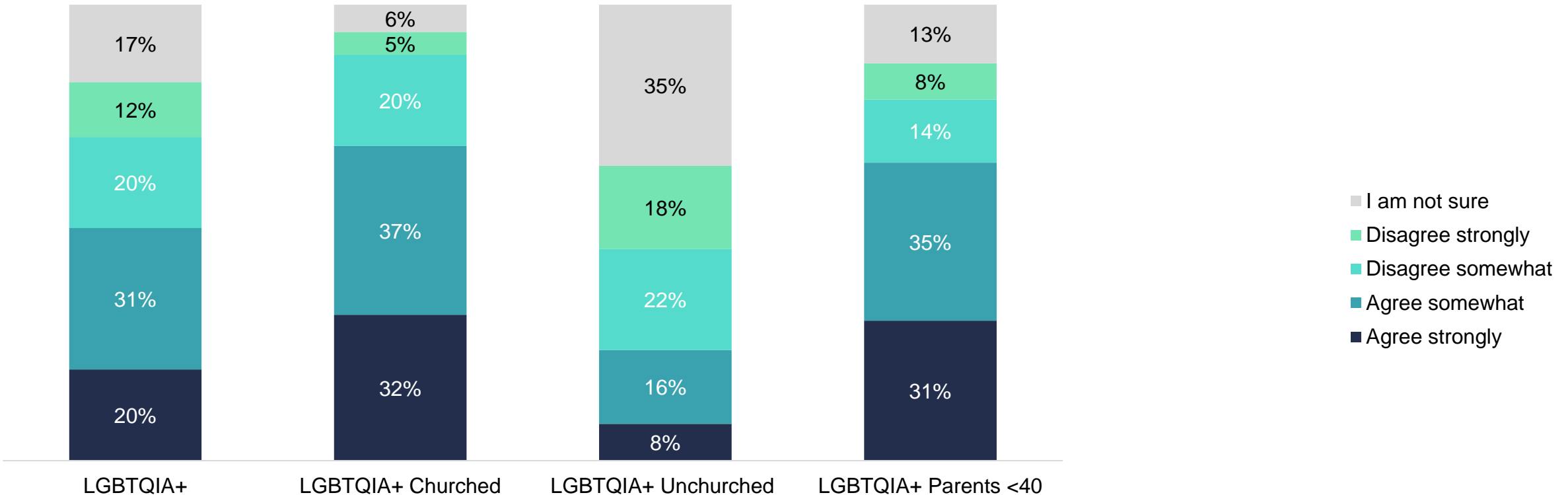


# Half of LGBTQIA+ adults say that “church leaders are well-known in their community”.

- While LGBTQIA+ churched adults and young parents at least somewhat agree that church leaders are well-known in communities (69%; 66% respectively), only 24% of unchurched respondents say the same. More unchurched respondents are likely to say they are not sure.

*Think about Christian churches in your own community. How much do you agree or disagree with each of the following statements?*

*“Church leaders (e.g., pastors) are well-known in the community”*  
% among LGBTQIA+ Respondents

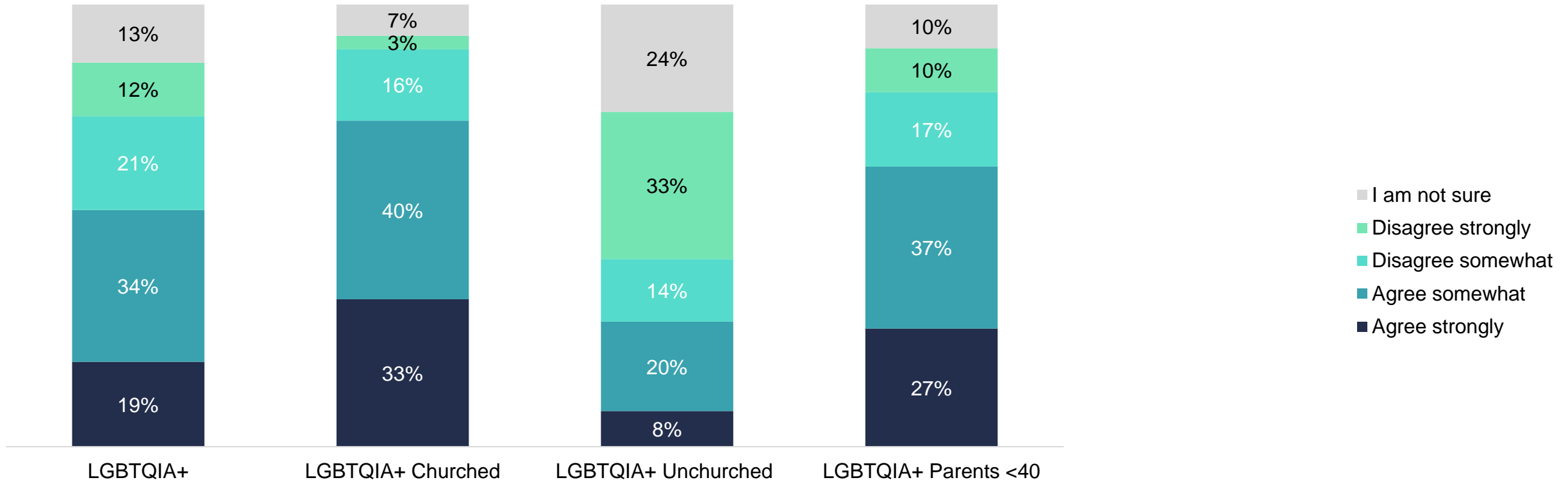


# Half of LGBTQIA+ respondents say that “churches do a good job of raising awareness of what services and resources they provide”.

- Though 7 in 10 (73%) LGBTQIA+ churched adults at least somewhat agree that “churches do a good job of raising awareness of what services and resources they provide”, nearly half (57%) of unchurched respondents at least somewhat disagree.

*Think about Christian churches in your own community. How much do you agree or disagree with each of the following statements?*

*“Churches do a good job of raising awareness of what services and resources they provide”*  
% among LGBTQIA+ Respondents



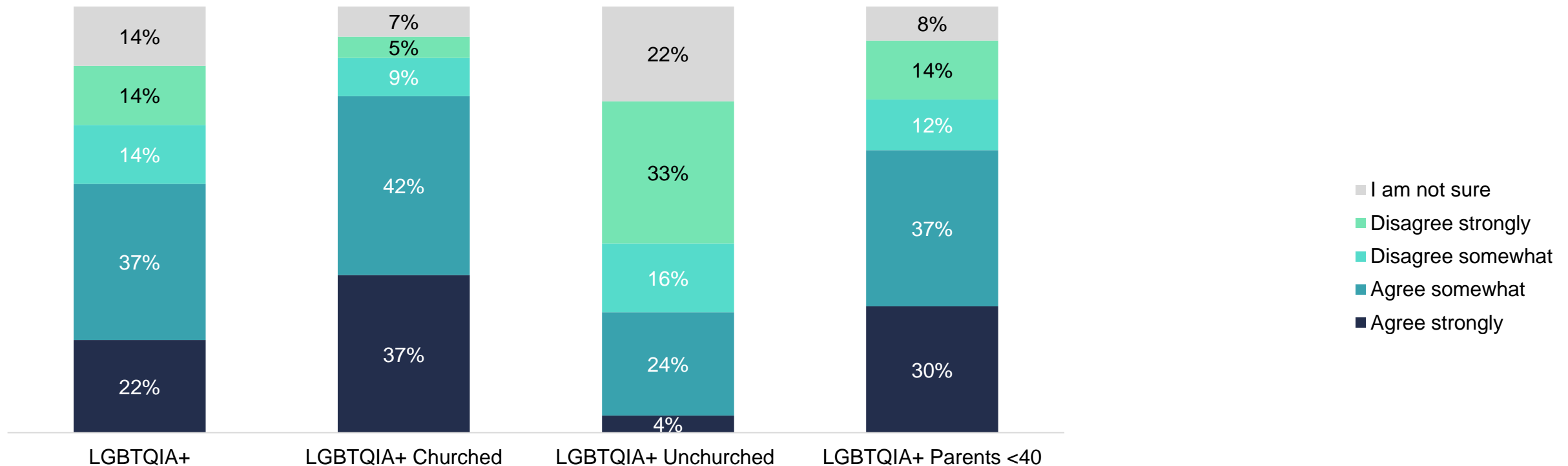
# Over half LGBTQIA+ adults believe “churches are working to improve the lives of people in their community”.

- Nearly 8 in 10 (79%) LGBTQIA+ churched adults and 7 in 10 LGBTQIA+ young parents (67%) at least somewhat agree that “churches are working to improve the lives of people in their communities”, while only 3 in 10 (30%) unchurched are likely to say the same.

*Think about Christian churches in your own community. How much do you agree or disagree with each of the following statements?*

*“Churches are working to improve the lives of people in my community”*

% among LGBTQIA+ Respondents

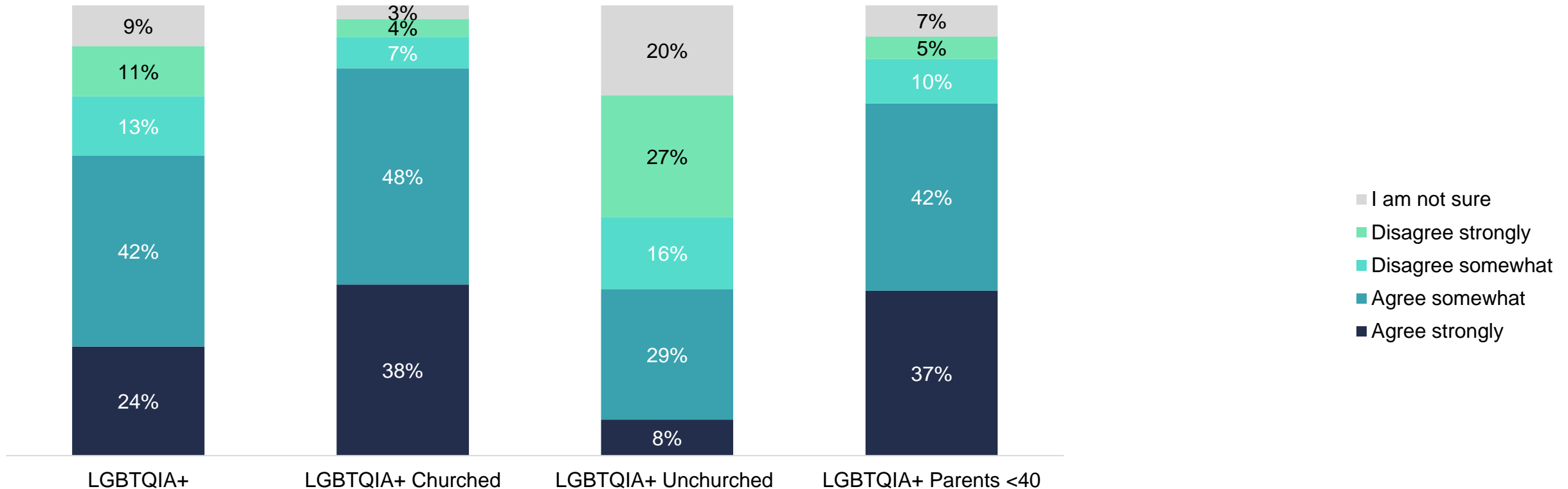


# A majority of LGBTQIA+ adults and young parents say they agree that they are “familiar with churches serving their community.”

- LGBTQIA+ unchurched adults are significantly more likely than other groups to say they are not sure about how familiar they are with “churches serving their community” (20% respectively compared to 3% for churched and 7% for young parents).

*Think about Christian churches in your own community. How much do you agree or disagree with each of the following statements?*

*“I am familiar with churches serving my community”*  
 % among LGBTQIA+ Respondents



# Two thirds of LGBTQIA+ adults are interested in programs for spiritual growth and development.

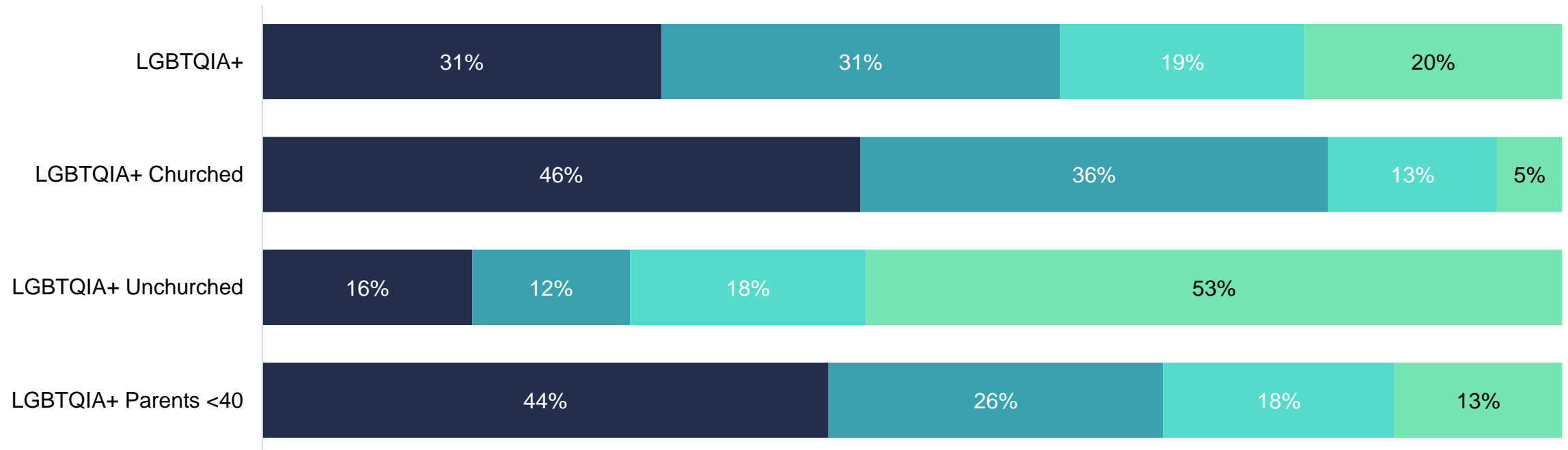
- 71% of LGBTQIA+ unchurched adults are not interested in receiving help for spiritual growth and development from Christian churches in their community, however 4 in 5 churched adults (82%) are at least somewhat interested.

*How interested would you be if Christian churches in your community offered teaching and programs to help you achieve the following?*

*“Spiritual growth and development”*

% among LGBTQIA+ Respondents

■ Definitely interested ■ Probably interested ■ Probably not interested ■ Definitely not interested



# LGBTQIA+ churched and unchurched adults say they are probably interested in financial teachings from the church.

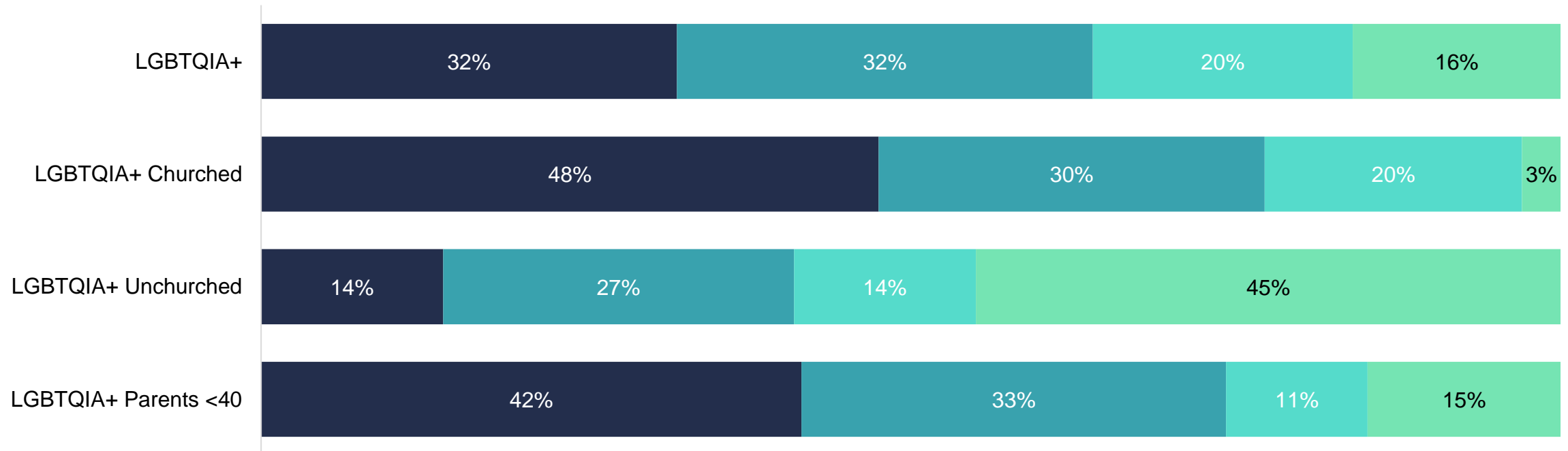
- 2 in 5 (41%) LGBTQIA+ unchurched adults are somewhat interested in receiving teaching and programs from Christian churches on financial well-being. Nearly 4 in 5 churched adults (78%) and parents (75%) are at least somewhat interested.

*How interested would you be if Christian churches in your community offered teaching and programs to help you achieve the following?*

*“Financial well-being”*

% among LGBTQIA+ Respondents

■ Definitely interested ■ Probably interested ■ Probably not interested ■ Definitely not interested





# Two thirds of LGBTQIA+ adults say they are probably interested in receiving mental health training from churches.

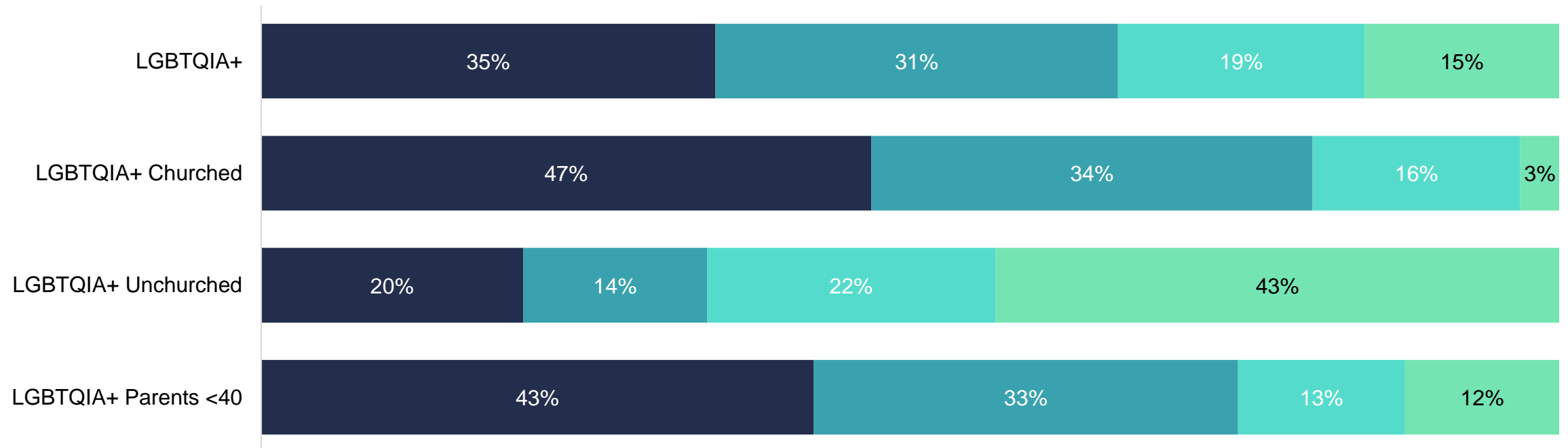
- 1 in 3 LGBTQIA+ unchurched adults (34%) are open to receiving training on mental and emotional well-being from a Christian church (saying they are at least probably interested), while 43% say they are definitely not interested.

*How interested would you be if Christian churches in your community offered teaching and programs to help you achieve the following?*

*“Mental and emotional well-being”*

% among LGBTQIA+ Respondents

■ Definitely interested ■ Probably interested ■ Probably not interested ■ Definitely not interested



# LGBTQIA+ churched adults and young parents say they are probably interested to receiving advice on vocational well-being from the church.

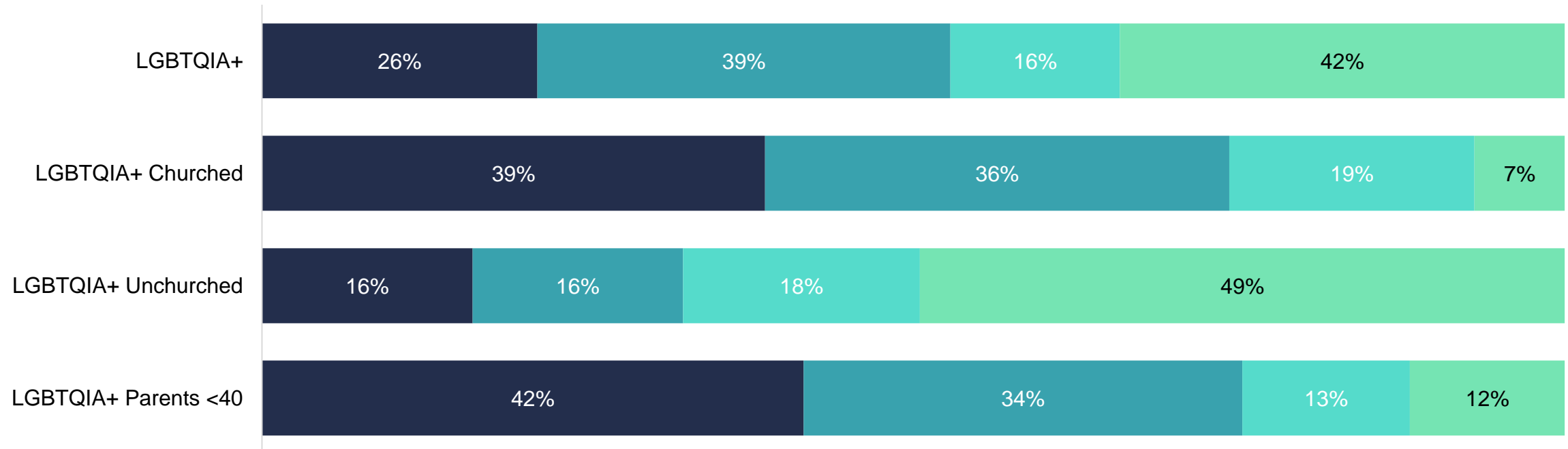
- While there is less interest from LGBTQIA+ unchurched adults in receiving training on vocational well-being from the church, nearly 1 in 3 express at least some interest in the topic (32% say they are at least probably interested).

*How interested would you be if Christian churches in your community offered teaching and programs to help you achieve the following?*

*“Vocational / career well-being”*

% among LGBTQIA+ Respondents

■ Definitely interested ■ Probably interested ■ Probably not interested ■ Definitely not interested



# Half of LGBTQIA+ adults say they are probably interested in programming and teaching on relational well-being from the church.

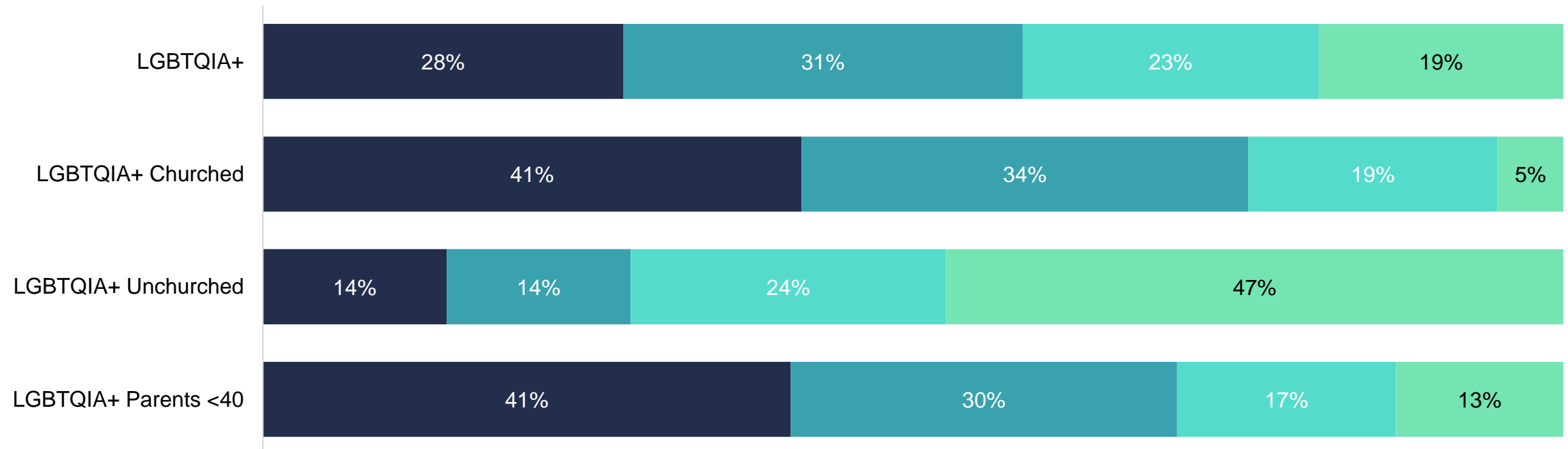
- While displaying some interest (28% say they are at least probably interested), LGBTQIA+ unchurched adults are less likely to want to receive coaching on relational well-being from the church compared to other topics.

*How interested would you be if Christian churches in your community offered teaching and programs to help you achieve the following?*

*“Relational well-being”*

% among LGBTQIA+ Respondents

■ Definitely interested ■ Probably interested ■ Probably not interested ■ Definitely not interested



# Two thirds of LGBTQIA+ parents say they are probably interested in receiving parenting advice from churches.

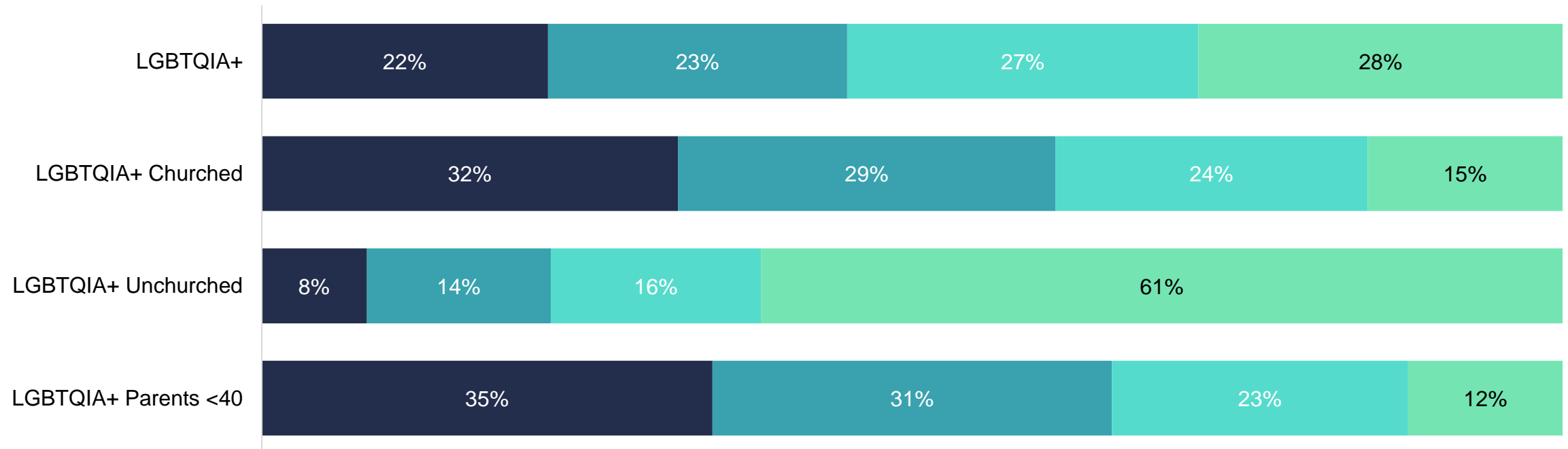
- 66% of young parents are open or interested (at least “probably interested”) in receiving parental teaching and programs from the church in their community.

*How interested would you be if Christian churches in your community offered teaching and programs to help you achieve the following?*

*“Parental advice”*

% among LGBTQIA+ Respondents

■ Definitely interested ■ Probably interested ■ Probably not interested ■ Definitely not interested



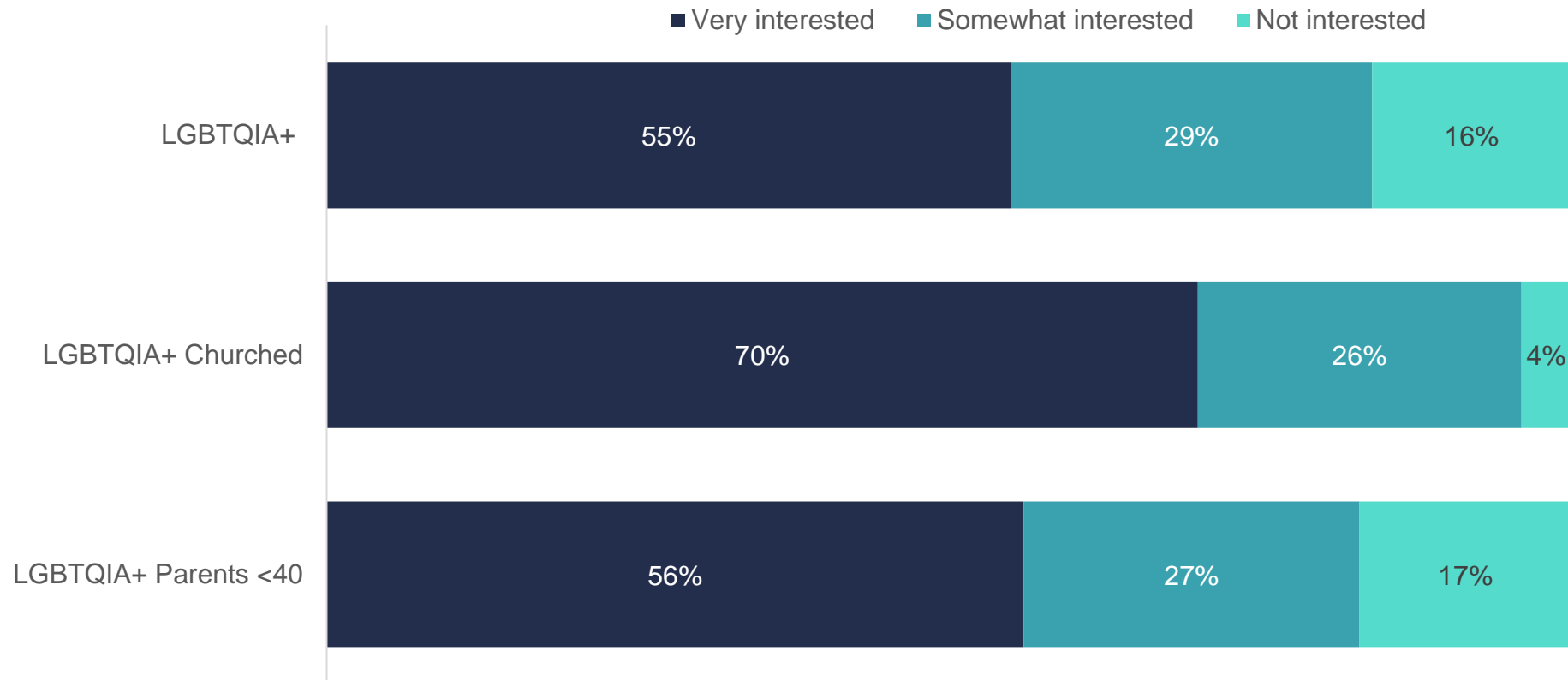
# LGBTQIA+ parents are very interested in church-facilitated community programs for children.

- 83% of LGBTQIA+ young parents expressed at least somewhat interest in community programs for children provided by the church.

*If a church in your area provided the following services to the community, how interested would you be in them?*

*“Community programs for child(ren)”*

Base: LGBTQIA+ parents



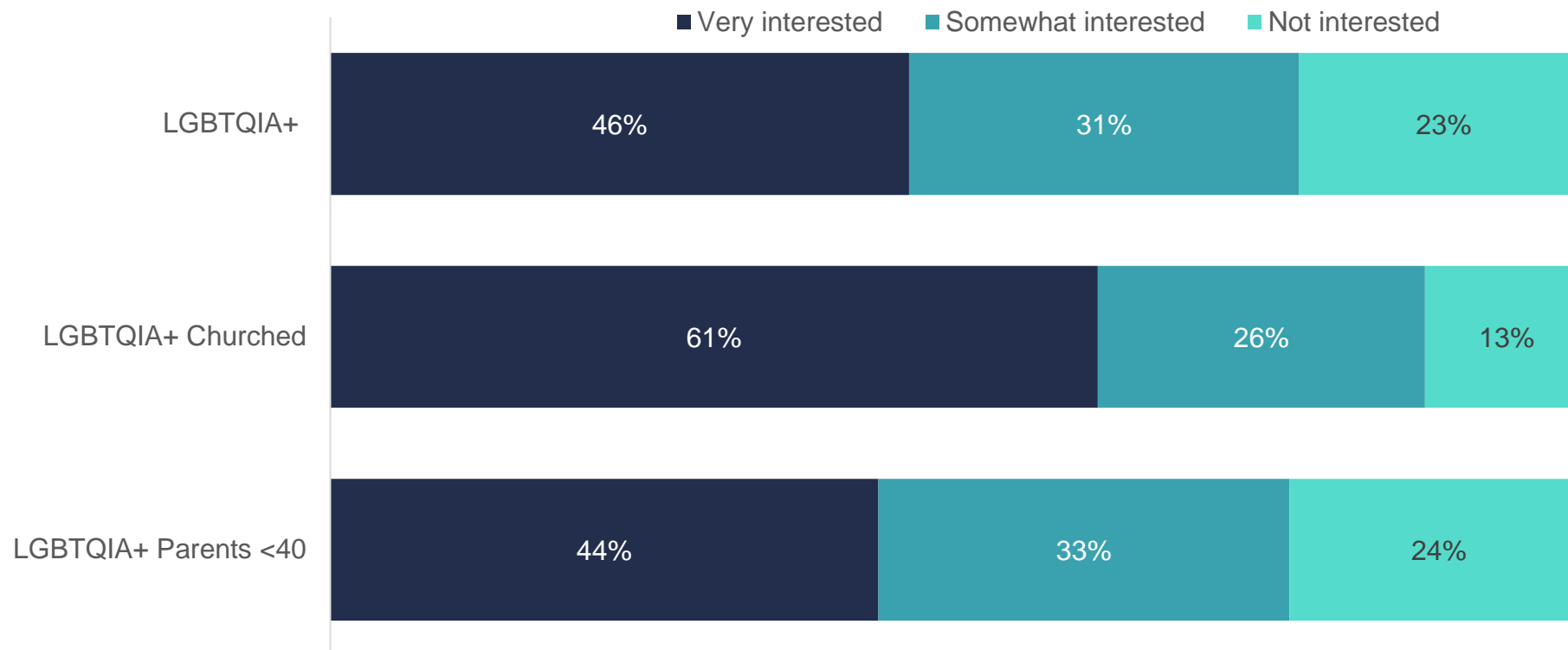
# LGBTQIA+ parents are at least somewhat interested in information for parents about church services.

- 87% churched respondents and 77% of respondents with kids are open to receiving information for parents about a service offered by a church.

*If a church in your area provided the following services to the community, how interested would you be in them?*

*“Information for parents about their services”*

Base: LGBTQIA+ parents



# LGBTQIA+ churched respondents are very interested in having the opportunity to meet other parents.

- Over half (52%) of LGBTQIA+ adults are very interested in the opportunity to meet other parents, and 7 in 10 LGBTQIA+ churched respondents say the same..

*If a church in your area provided the following services to the community, how interested would you be in them?*

*“Opportunities for parents to meet each other”*

Base: LGBTQIA+ parents

Very interested   Somewhat interested   Not interested



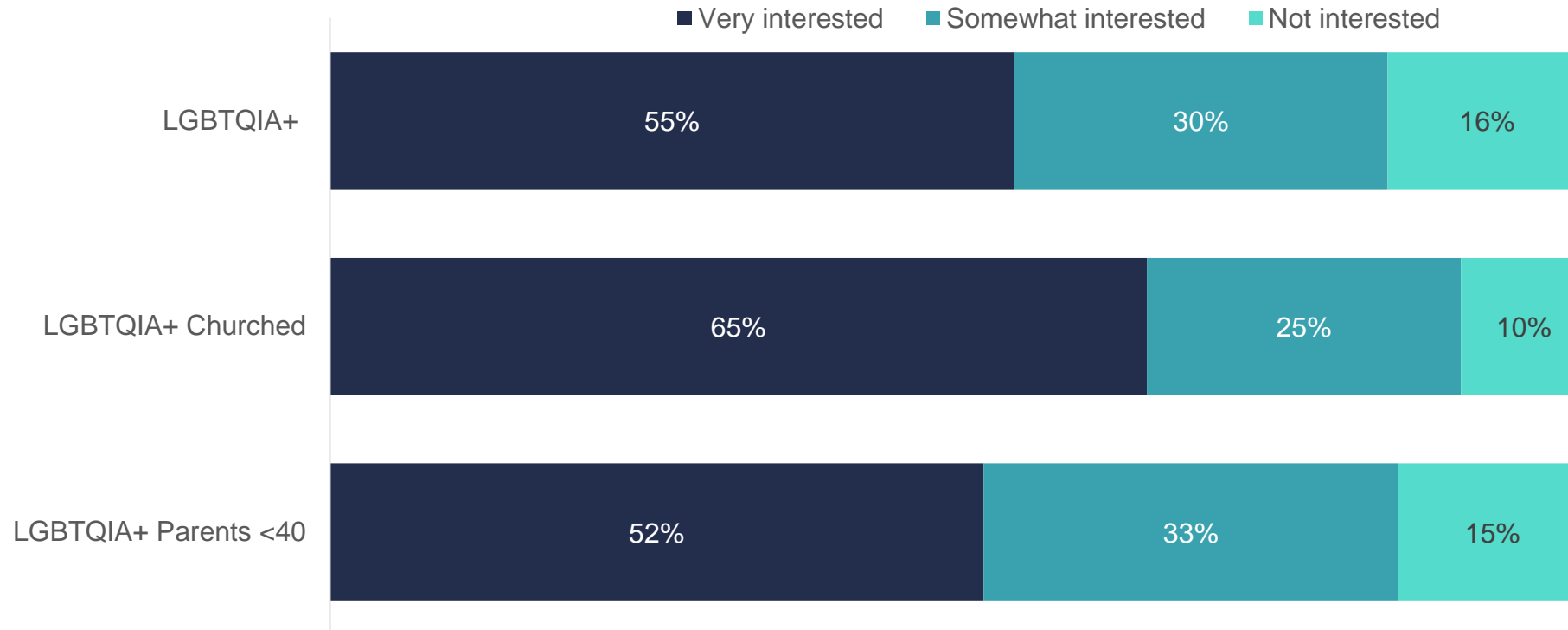
# LGBTQIA+ adults are interested in the church providing community playgrounds for children.

- LGBTQIA+ adults are very interested in the church providing a playground for the community to use (55%), with churched adults being more interested (65%).

*If a church in your area provided the following services to the community, how interested would you be in them?*

*“Playground for the community to use”*

Base: LGBTQIA+ parents





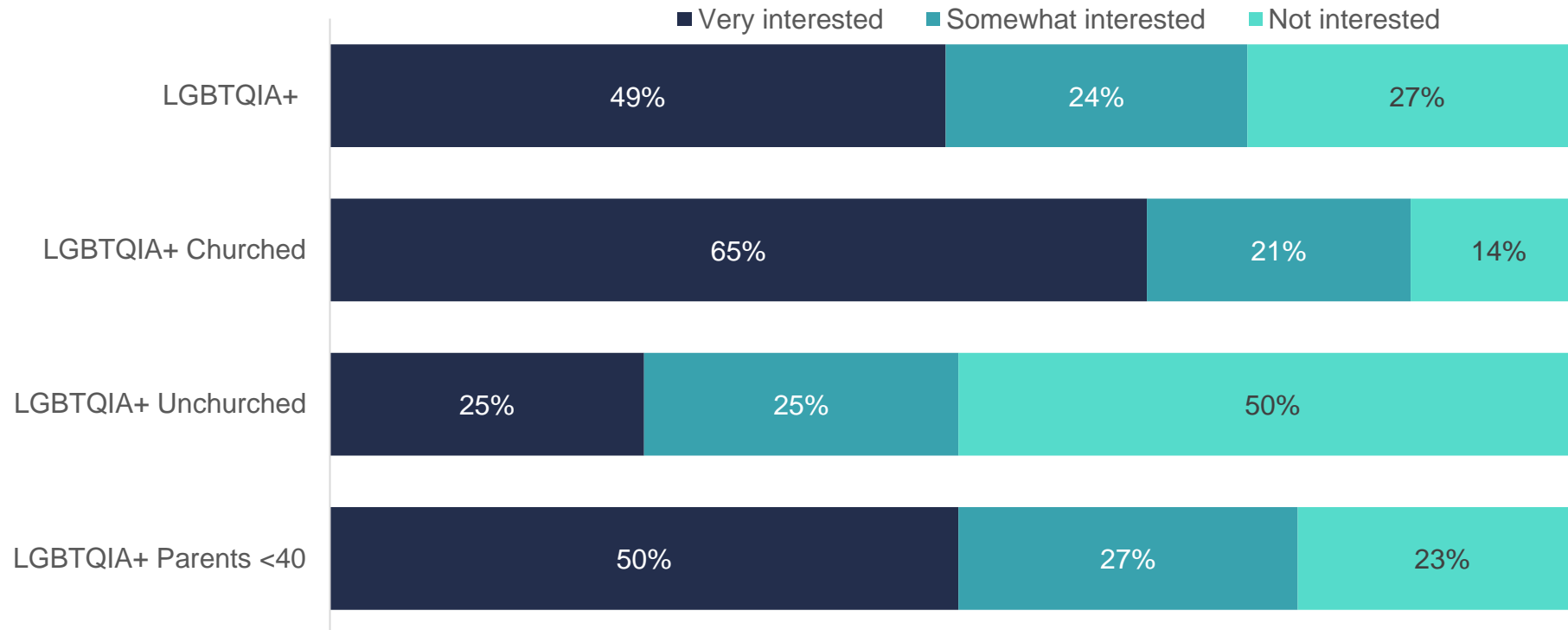
# LGBTQIA+ adults are at least somewhat interested in receiving classes on parenting from the church.

- Nearly half of LGBTQIA+ adults said they are at least somewhat interested in classes on parenting (49%), and more interestingly, 50% of unchurched respondents said the same.

*If a church in your area provided the following services to the community, how interested would you be in them?*

*“Classes on parenting”*

Base: LGBTQIA+

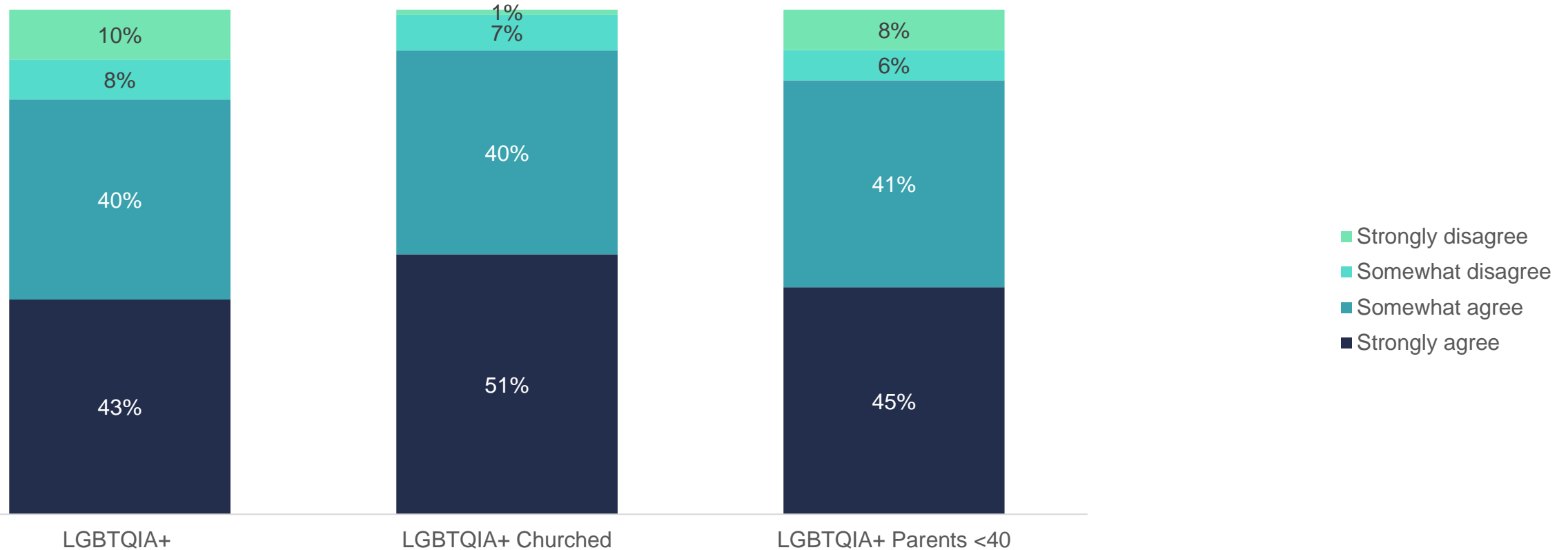


# LGBTQIA+ adults overwhelmingly agree that ELCA churches are a positive community influence.

- 83% of LGBTQIA+ adults at least somewhat agree that ELCA churches are “a positive influence on their communities”.

*When thinking about the ELCA church(es) you are familiar with, how would you answer the following statements. “ELCA Churches are...”*

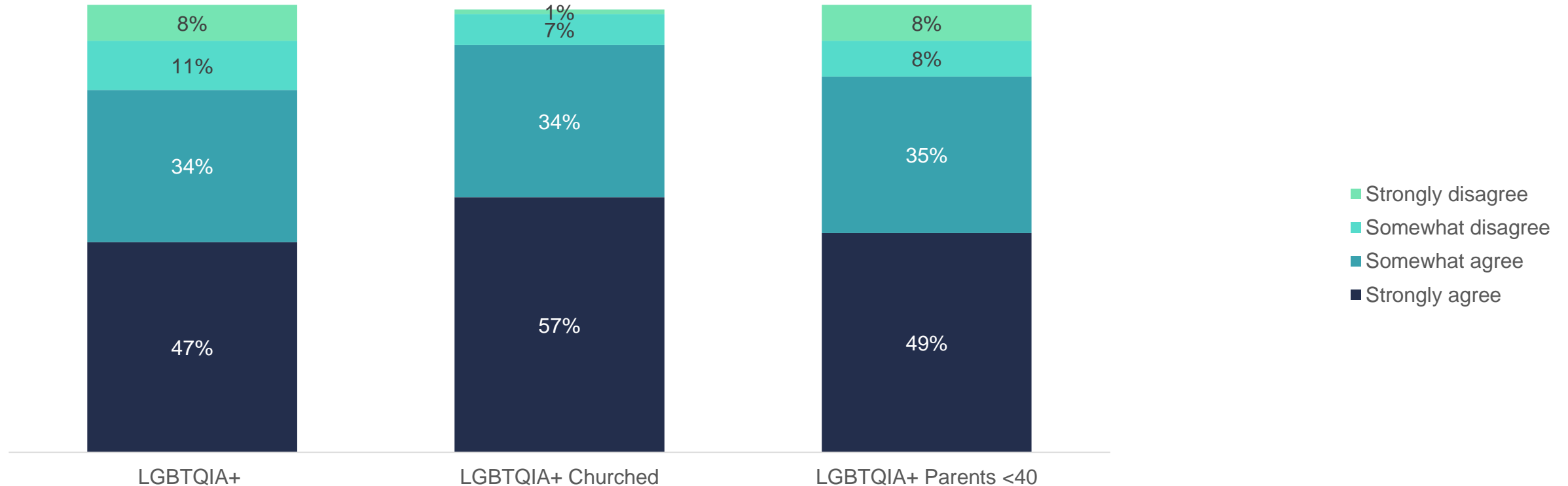
*“A positive influence on their communities”* | Base: Familiar with churches of the ELCA



# LGBTQIA+ churched adults and young parents at least somewhat agree that ELCA churches are welcoming.

- Nearly 4 in 5 LGBTQIA+ churched adults and young parents (91% and 84% respectively) at least somewhat agree that ELCA churches are “welcoming to all backgrounds and identities”.

*When thinking about the ELCA church(es) you are familiar with, how would you answer the following statements. “ELCA Churches are...”*  
*“Welcoming to all backgrounds and identities”* | Base: Familiar with churches of the ELCA

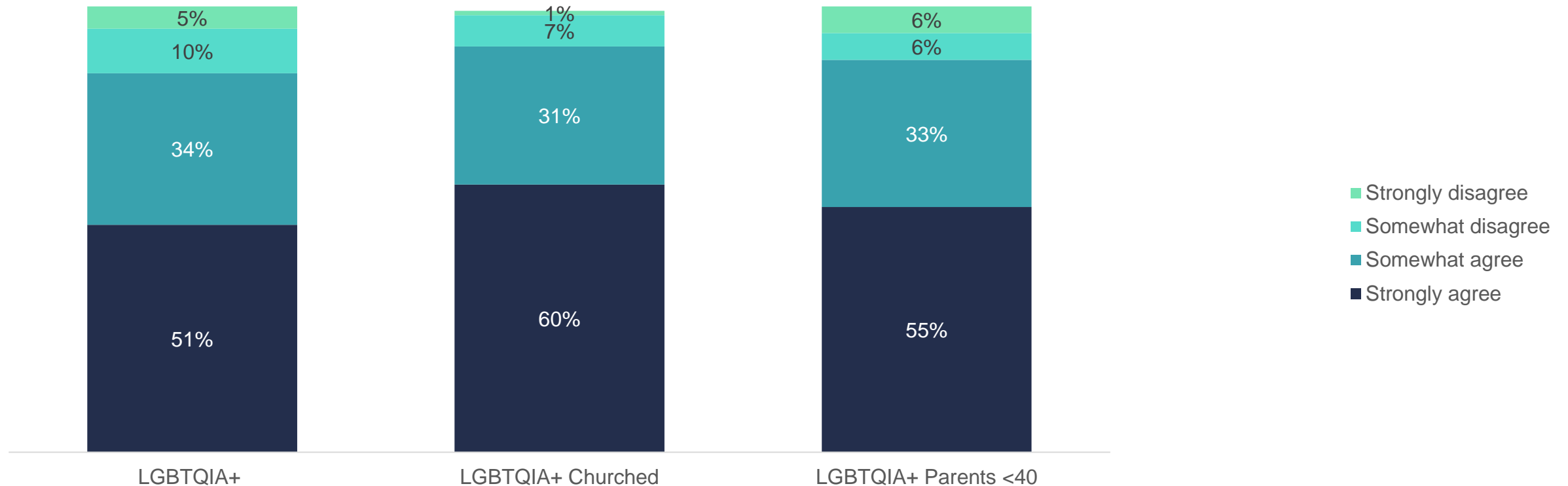


# LGBTQIA+ adults (who are familiar with the ELCA) overwhelmingly agree that ELCA churches are working to address key issues in their communities.

- 85% of LGBTQIA+ adults said that ELCA churches are “working to address key issues in their community”. That is consistent among LGBTQIA+ churched and young parents.

*When thinking about the ELCA church(es) you are familiar with, how would you answer the following statements. “ELCA Churches are...”*

*“Working to address key issues in their communities”* | Base: Familiar with churches of the ELCA



# LGBTQIA+ adults say that the ELCA does a good job of sharing information about their activities to the community.

- 83% of LGBTQIA+ adults at least somewhat agree that ELCA churches do a good job of “sharing information about their activities to the community”. Churched and young parents agree as well (90%, 44% respectively).

*When thinking about the ELCA church(es) you are familiar with, how would you answer the following statements. “ELCA Churches are...”*

*“Good at sharing information about their activities to the community” | Base: Familiar with churches of the ELCA*

